

## Technical data sheet

### Wireless mobile 2D-code reader

Part no.: 50138138

HS 6678 DPM



For illustration purposes only

#### Contents

- Technical data
- Electrical connection
- Diagrams
- Operation and display
- Notes
- Accessories



## Technical data

### Basic data

Series	HS 66x8
--------	---------

### Read data

Code types, readable	Aztec
	Codabar
	Code 11
	Code 128
	Code 39
	Code 93
	Composite Codes
	Data Matrix Code
	EAN/UPC
	GS1 Databar
	Maxicode
	Micro PDF
	Micro QR
	MSI Plessey
	PDF417
	QR code

### Optical data

Reading distance	0 ... 147 mm
Light source	LED
LED group	1
Camera resolution, horizontal	1,280 px
Camera resolution, vertical	960 px
Alignment aid	Laser, red
Light wavelength	655 nm

### Electrical data

#### Performance data

Supply voltage $U_B$	4.5 ... 5.5 V, DC
Power consumption, max.	5 W
Battery technology	Lilon
Battery storage capacity	3.1 A·h

### Interface

Type	PS/2, RS 232, USB
<b>RS 232</b>	
Function	Process
<b>USB</b>	
Function	Process

### Connection

Bluetooth range	Class 1 (default: class 2)
Bluetooth version	4.0

#### Connection 1

Type of connection	Bluetooth
--------------------	-----------

### Mechanical data

Dimension (W x H x L)	77 mm x 185 mm x 143 mm
Housing material	Plastic
Plastic housing	PC-ABS
Net weight	402 g

### Environmental data

Ambient temperature, operation	-20 ... 50 °C
Ambient temperature, storage	-40 ... 70 °C
Relative humidity (non-condensing)	5 ... 95 %
Drop height	2.4 m
Measurements relative to	Concrete floor

### Certifications

Degree of protection	IP 65
	IP 67
Approvals	c UL US

### Classification

Customs tariff number	84719000
ECLASS 5.1.4	27280103
ECLASS 8.0	27280103
ECLASS 9.0	27280103
ECLASS 10.0	27280103
ECLASS 11.0	27280103
ECLASS 12.0	27280103
ECLASS 13.0	27280103
ECLASS 14.0	27280103
ECLASS 15.0	27280103
ECLASS 16.0	27280103
ETIM 5.0	EC002550
ETIM 6.0	EC002999
ETIM 7.0	EC002999
ETIM 8.0	EC002999
ETIM 9.0	EC002999
ETIM 10.0	EC002999

## Electrical connection

### Connection 1

Function	Data interface
Type of connection	Bluetooth

## Diagrams

### Reading field

	A [mil]	B [mm]	C [mm]	D [mm]
<b>Code 39</b>	3	0,076	27,9	40,6
	5	0,127	0	88,9
	7,5	0,191	0	137,2
	20	0,508	27,9	233,7
<b>UPC/EAN 13</b>	13 (100%)	0,330	20,3	157,5
<b>PDF 417</b>	6,67	0,169	0	94,0
	10	0,254	0	114,3
	15	0,381	0	142,2
<b>Data Matrix Code</b>	4	0,102	25,4	53,3
	5	0,127	10,2	68,6
	7,5	0,191	0	88,9
	10	0,254	0	111,8
<b>QR Code</b>	4	0,102	27,9	35,6
	5	0,127	12,7	55,9
	7,5	0,191	0	83,8
	10	0,254	0	101,6

A Module size [mil]  
 B Modulus size [mm]  
 C From [mm]

D To [mm]  
**ATTENTION !** Please observe the note below regarding the reading distances.

## Operation and display

	LED	Display	Meaning
<b>1 Scanning</b>		Green, 1x flashing	Reading successful
		Red	Transmission error
<b>2 Bluetooth</b>		Red, flashing	Establishing a connection
		Green, flashing	Connection established
		Red, continuous light	Connection error
<b>3 Battery</b>		Red, continuous light	Battery empty
		Green, continuous light	Battery charged
		Yellow, continuous light	Medium battery level

## Notes




**Observe intended use!**




- ⚠ This product is not a safety sensor and is not intended as personnel protection.
- ⚠ The product may only be put into operation by competent persons.
- ⚠ Only use the product in accordance with its intended use.

Notes



ATTENTION! LASER RADIATION – CLASS 2 LASER PRODUCT




**Do not stare into beam!**

The device satisfies the requirements of IEC 60825-1:2007 (EN 60825-1:2007) safety regulations for a product of **laser class 2** as well as the U.S. 21 CFR 1040.10 regulations with deviations corresponding to Laser Notice No. 50 from June 24, 2007.

- Never look directly into the laser beam or in the direction of reflected laser beams! If you look into the beam path over a longer time period, there is a risk of injury to the retina.
- Do not point the laser beam of the device at persons!
- Interrupt the laser beam using a non-transparent, non-reflective object if the laser beam is accidentally directed towards a person.
- When mounting and aligning the device, avoid reflections of the laser beam off reflective surfaces!
- CAUTION! The use of operating and adjusting devices other than those specified here or the carrying out of differing procedures may lead to dangerous exposure to radiation!
- Observe the applicable statutory and local laser protection regulations.
- The device must not be tampered with and must not be changed in any way.  
There are no user-serviceable parts inside the device.  
Repairs must only be performed by Leuze electronic GmbH + Co. KG.

NOTE




**Affix laser information and warning signs!**

Laser information and warning signs are affixed to the device. In addition, self-adhesive laser information and warning signs (stick-on labels) are supplied in several languages.

- "Affix the laser information sheet to the device in the language appropriate for the place of use. When using the device in the US, use the stick-on label with the "Complies with 21 CFR 1040.10" note.
- Affix the laser information and warning signs near the device if no signs are attached to the device (e.g. because the device is too small) or if the attached laser information and warning signs are concealed due to the installation position.
- Affix the laser information and warning signs so that they are legible without exposing the reader to the laser radiation of the device or other optical radiation.


NOTE



- Please notice that the real reading distances are also influenced by factors such as labeling material, printing quality, reading angle, printing contrast etc., and may thus deviate from the reading distances specified here.


Accessories

Connection technology - Connection unit


	Part no.	Designation	Article	Description
	50112891	MA 248i Profinet Gateway	Modular connection unit	Supply voltage: 18 ... 30 V, DC Current consumption, max.: 300 mA Interface: RS 232, PROFINET Connections: 6 Piece(s) Degree of protection: IP 65

## Accessories


### Connection technology - Base stations

	Part no.	Designation	Article	Description
	50138134	Base HS 6678	Base station	Interface: RS 232, USB Bluetooth range: Class 1 (default: class 2) Bluetooth version: 4.0 Connection 1: RJ41 Connection 2: Bluetooth


### Connection technology - Interconnection cables

	Part no.	Designation	Article	Description
	50113397	KB JST-HS-300	Interconnection cable	Application: Chemical resistant Suitable for interface: RS 232 Connection 1: JST ZHR connector Connection 2: Sub-D, Axial, Male, 9 -pin Shielded: Yes Cable length: 300 mm Sheathing material: PUR

### Connection technology - Y distribution cables

	Part no.	Designation	Article	Description
	50138358	KY-HS-DDS-D9AJ2ARAA-020-T1	Interconnection cable	Suitable for interface: RS 232 Connection 1: RJ41 Connection 2: Sub-D, Axial, Female, 9 -pin Connection 3: Connector, Pluggable, Axial, Female, 2 -pin Shielded: Yes Cable length: 2,000 mm Sheathing material: TPU
	50138356	KY-HS-SDS-U4AJ2ARAA-020-T1	Interconnection cable	Suitable for interface: USB Connection 1: RJ41, Axial, Female, 10 -pin Connection 2: USB Connection 3: Connector, Pluggable, Axial, Female, 2 -pin Shielded: Yes Cable length: 2,000 mm Sheathing material: TPU

### Power supply units

	Part no.	Designation	Article	Description
	50138350	NT HS6608-Schuko	Power supply unit	Type of power supply unit: Desktop power supply unit Output: 12 V DC, 2 A Input: 110 ... 240 V AC, 50 ... 60 Hz

#### Note



A list with all available accessories can be found on the Leuze website in the Download tab of the article detailed page.