

Technical data sheet

Connection unit

Part no.: 53800169

CU400P-4M12

Contents

- Technical data
- Electrical connection



For illustration purposes only



Technical data

Basic data

Suitable for	RSL 420P safety laser scanner
	RSL 450P safety laser scanner
	RSL 455P safety laser scanner

Electrical data

Performance data

Current consumption, max.	16,000 mA
---------------------------	-----------

Connection

Number of connections	4 Piece(s)
-----------------------	------------

Connection 1

Function	Voltage supply
Type of connection	Connector
Thread size	M12
Type	Male
Material	Metal
No. of pins	5 -pin
Encoding	L-coded

Connection 2

Function	PROFINET/PROFIsafe communication, input
Type of connection	Connector
Thread size	M12
Type	Female
Material	Metal
No. of pins	4 -pin
Encoding	D-coded

Connection 3

Function	PROFINET/PROFIsafe communication, output
Type of connection	Connector
Thread size	M12
Type	Female
Material	Metal
No. of pins	4 -pin
Encoding	D-coded

Connection 4

Function	Voltage supply
Type of connection	Connector
Thread size	M12
Type	Female
Material	Metal
No. of pins	5 -pin
Encoding	L-coded

Mechanical data

Dimension (W x H x L)	140.2 mm x 93.8 mm x 142 mm
Housing material	Metal
Metal housing	Diecast zinc
Net weight	3,145 g
Housing color	Black
Type of fastening	Bayonet system

Classification

Customs tariff number	85365019
ECLASS 5.1.4	27279290
ECLASS 8.0	27279290
ECLASS 9.0	27279090
ECLASS 10.0	27272791
ECLASS 11.0	27272791
ECLASS 12.0	27272791
ECLASS 13.0	27272791
ECLASS 14.0	27272791
ECLASS 15.0	27272791
ECLASS 16.0	27272791
ETIM 5.0	EC002498
ETIM 6.0	EC003015
ETIM 7.0	EC003015
ETIM 8.0	EC003015
ETIM 9.0	EC003015
ETIM 10.0	EC003015
UNSPSC 26.08	31242100

Electrical connection

Connection 1

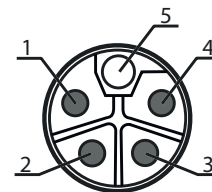
XD1

Function	Voltage supply
Type of connection	Connector
Thread size	M12
Type	Male
Material	Metal
No. of pins	5 -pin
Encoding	L-coded

Electrical connection

Pin Pin assignment

1	L1, 24V DC (US1 +)
2	N2, 0V DC (US2 -)
3	N1, 0V DC (US1 -)
4	L2, 24V DC (US2 +)
5	GND



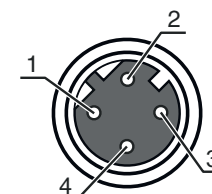
Connection 2

XF1

Function	PROFINET/PROFIsafe communication, input
Type of connection	Connector
Thread size	M12
Type	Female
Material	Metal
No. of pins	4 -pin
Encoding	D-coded

Pin Pin assignment

1	TD+
2	RD+
3	TD-
4	RD-



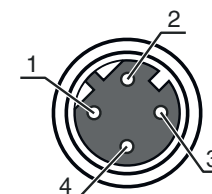
Connection 3

XF2

Function	PROFINET/PROFIsafe communication, output
Type of connection	Connector
Thread size	M12
Type	Female
Material	Metal
No. of pins	4 -pin
Encoding	D-coded

Pin Pin assignment

1	TD+
2	RD+
3	TD-
4	RD-



Connection 4

XD2

Function	Voltage supply
Type of connection	Connector
Thread size	M12
Type	Female
Material	Metal
No. of pins	5 -pin
Encoding	L-coded

Electrical connection

Pin	Pin assignment
1	L1, 24V DC (US1 +)
2	N2, 0V DC (US2 -)
3	N1, 0V DC (US1 -)
4	L2, 24V DC (US2 +)
5	GND

