

## Technical data sheet

### Light curtain transmitter

Part no.: 50119524  
CML720i-T40-610.R-M12



#### Contents

- Technical data
- Dimensioned drawings
- Electrical connection
- Operation and display
- Suitable receivers
- Part number code
- Notes
- Accessories



## Technical data

### Basic data

|                     |                                       |
|---------------------|---------------------------------------|
| Series              | 720                                   |
| Operating principle | Throughbeam principle                 |
| Device type         | Transmitter                           |
| Contains            | Accessories for the use of the BT-2R1 |
| Application         | Object measurement                    |

### Special version

|                 |                        |
|-----------------|------------------------|
| Special version | Crossed-beam scanning  |
|                 | Diagonal-beam scanning |
|                 | Parallel-beam scanning |

### Optical data

|                          |               |
|--------------------------|---------------|
| Operating range          | 0.3 ... 7 m   |
| Operating range limit    | 0.2 ... 9 m   |
| Measurement field length | 610 mm        |
| Number of beams          | 16 Piece(s)   |
| Beam spacing             | 40 mm         |
| Light source             | LED, Infrared |
| Wavelength               | 940 nm        |

### Measurement data

|                         |       |
|-------------------------|-------|
| Minimum object diameter | 50 mm |
|-------------------------|-------|

### Electrical data

|                    |                              |
|--------------------|------------------------------|
| Protective circuit | Polarity reversal protection |
|                    | Short circuit protected      |
|                    | Transient protection         |

### Performance data

|                      |  |
|----------------------|--|
| Supply voltage $U_B$ | 18 ... 30 V, DC  |
| Residual ripple      | 0 ... 15 %, From $U_B$   |
| Open-circuit current | 0 ... 165 mA, The specified values refer to the entire package consisting of transmitter and receiver. |

### Time behavior

|                 |        |
|-----------------|--------|
| Readiness delay | 450 ms |
| Cycle time      | 1 ms   |

### Connection

|                       |            |
|-----------------------|------------|
| Number of connections | 1 Piece(s) |
| Plug outlet           | Rear side  |

### Connection 1

|                    |                        |
|--------------------|------------------------|
| Function           | Connection to receiver |
|                    | Sync-input             |
|                    | Voltage supply         |
| Type of connection | Connector              |
| Thread size        | M12                    |
| Type               | Male                   |
| Material           | Metal                  |
| No. of pins        | 5 -pin                 |
| Encoding           | A-coded                |

### Mechanical data

|                       |                              |
|-----------------------|------------------------------|
| Design                | Cubic                        |
| Dimension (W x H x L) | 29 mm x 35.4 mm x 663 mm     |
| Housing material      | Metal                        |
| Metal housing         | Aluminum                     |
| Lens cover material   | Plastic                      |
| Net weight            | 850 g                        |
| Housing color         | Silver                       |
| Type of fastening     | Groove mounting              |
|                       | Via optional mounting device |

### Operation and display

|                 |            |
|-----------------|------------|
| Type of display | LED        |
| Number of LEDs  | 1 Piece(s) |

### Environmental data

|                                |               |
|--------------------------------|---------------|
| Ambient temperature, operation | -30 ... 60 °C |
| Ambient temperature, storage   | -40 ... 70 °C |

### Certifications

|                      |               |
|----------------------|---------------|
| Degree of protection | IP 65         |
| Protection class     | III           |
| Approvals            | c UL US       |
| Standards applied    | IEC 60947-5-2 |

### Classification

|                       |          |
|-----------------------|----------|
| Customs tariff number | 90314990 |
| ECLASS 5.1.4          | 27270910 |
| ECLASS 8.0            | 27270910 |
| ECLASS 9.0            | 27270910 |
| ECLASS 10.0           | 27270910 |
| ECLASS 11.0           | 27270910 |
| ECLASS 12.0           | 27270910 |
| ECLASS 13.0           | 27270910 |
| ECLASS 14.0           | 27270910 |
| ECLASS 15.0           | 27270910 |
| ECLASS 16.0           | 27270910 |
| ETIM 5.0              | EC002549 |
| ETIM 6.0              | EC002549 |
| ETIM 7.0              | EC002549 |
| ETIM 8.0              | EC002549 |
| ETIM 9.0              | EC002549 |
| ETIM 10.0             | EC002549 |
| UNSPSC 26.08          | 39121528 |

# Dimensioned drawings

All dimensions in millimeters



- |   |                                 |   |                       |
|---|---------------------------------|---|-----------------------|
| A | Beam spacing 40 mm              | L | Profile length 648 mm |
| B | Measurement field length 610 mm | T | Transmitter           |
| F | M6 thread                       | R | Receiver              |
| G | Fastening groove                | Y | 5 mm                  |



## Electrical connection

### Connection 1

|                    |                        |
|--------------------|------------------------|
| Function           | Connection to receiver |
|                    | Sync-input             |
|                    | Voltage supply         |
| Type of connection | Connector              |
| Thread size        | M12                    |
| Type               | Male                   |
| Material           | Metal                  |
| No. of pins        | 5 -pin                 |
| Encoding           | A-coded                |

### Pin Pin assignment





|   |            |
|---|------------|
| 1 | FE/SHIELD  |
| 2 | V+         |
| 3 | GND        |
| 4 | RS 485 Tx+ |
| 5 | RS 485 Tx- |



## Operation and display

| LED | Display                                      | Meaning  |
|-----|--|--|
| 1   | Green, continuous light                      | Continuous mode  |
|     | Off  | No communication with the receiver / waiting for trigger |
|     | green, flashing in sync with the measurement | Measurement frequency display                            |

## Suitable receivers

|   | Part no. | Designation                  | Operating range<br>Operating range<br>limit | Description   |
|---|----------|------------------------------|---|---|
|  | 50119978 | CML720i-R40-610.R/<br>CN-M12 | 0.3 ... 7 m<br>0.2 ... 9 m                  | Interface: CANopen<br>Connection: Connector, M12, Rear side, 8 -pin                           |
|  | 50120197 | CML720i-R40-610.R/<br>CV-M12 | 0.3 ... 7 m<br>0.2 ... 9 m                  | Analog outputs: 2 Piece(s), Voltage, Current<br>Connection: Connector, M12, Rear side, 8 -pin |
|  | 50123651 | CML720i-R40-610.R/<br>D3-M12 | 0.3 ... 7 m<br>0.2 ... 9 m                  | Interface: RS 485 Modbus<br>Connection: Connector, M12, Rear side, 8 -pin                     |
|  | 50120114 | CML720i-R40-610.R/<br>L-M12  | 0.3 ... 7 m<br>0.2 ... 9 m                  | Interface: IO-Link<br>Connection: Connector, M12, Rear side, 8 -pin                           |

## Suitable receivers

|  | Part no. | Designation                  | Operating range<br>Operating range<br>limit | Description   |
|--|----------|------------------------------|---|---|
|  | 50123061 | CML720i-R40-610.R/<br>PB-M12 | 0.3 ... 7 m<br>0.2 ... 9 m                  | Interface: PROFIBUS DP<br>Connection: Connector, M12, Rear side, 8 -pin |
|  | 50132001 | CML720i-R40-610.R/<br>PN-M12 | 0.3 ... 7 m<br>0.2 ... 9 m                  | Interface: PROFINET<br>Connection: Connector, M12, Rear side, 8 -pin    |

## Part number code

Part designation: CML7XXi-YYZ-AAAA.BCCDDDD-EEEEFF

|             |  |
|-------------|--|
| <b>CML</b>  | <b>Operating principle</b><br>Measuring light curtain  |
| <b>7XXi</b> | <b>Series</b><br>720i: 720i series<br>730i: 730i series  |
| <b>Y</b>    | <b>Device type</b><br>T: transmitter<br>R: receiver  |
| <b>ZZ</b>   | <b>Beam spacing</b><br>05: 5 mm<br>10: 10 mm<br>20: 20 mm<br>40: 40 mm   |
| <b>AAAA</b> | Measurement field length [mm], dependent on beam spacing   |
| <b>B</b>    | <b>Equipment</b><br>A: Axial connector outlet<br>R: Rear connector outlet  |
| <b>CCC</b>  | <b>Interface</b><br>L: IO-Link<br>/CN: CANopen<br>/PB: PROFIBUS<br>/PN: PROFINET<br>/CV: Analog current and voltage output<br>/D3: RS 485 Modbus |
| <b>DDD</b>  | <b>Special equipment</b><br>-PS: Power Setting   |
| <b>EEE</b>  | <b>Electrical connection</b><br>M12: M12 connector   |
| <b>FFF</b>  | <b>-EX: Explosion protection</b>   |

### Note



A list with all available device types can be found on the Leuze website at [www.leuze.com](http://www.leuze.com).

## Notes

### Observe intended use!



- ⚠ This product is not a safety sensor and is not intended as personnel protection.
- ⚠ The product may only be put into operation by competent persons.
- ⚠ Only use the product in accordance with its intended use.

### For UL applications:



- ⚠ For UL applications, use is only permitted in Class 2 circuits in accordance with the NEC (National Electric Code).
- ⚠ These proximity switches shall be used with UL Listed Cable assemblies rated 30V, 0.5A min, in the field installation, or equivalent (categories: CYJV/ CYJV7 or PVVA/PVVA7)

## Accessories

### Connection technology - Interconnection cables

|   | Part no. | Designation                 | Article               | Description  |
|---|----------|-----------------------------|-----------------------|--|
|  | 50129781 | KDS DN-M12-5A-M12-5A-P3-050 | Interconnection cable | Application: Oil and lubricant resistant<br>Suitable for interface: DeviceNet, CANopen<br>Connection 1: Connector, M12, Axial, Female, A-coded, 5 -pin<br>Connection 2: Connector, M12, Axial, Male, A-coded, 5 -pin<br>Shielded: Yes<br>Cable length: 5,000 mm<br>Sheathing material: PUR |

### Mounting technology - Mounting brackets

|  | Part no. | Designation    | Article             | Description   |
|--|----------|----------------|---------------------|---|
|  | 50142900 | BT 700M.5-2SET | Mounting device set | Contains: 2x mounting brackets, 1 teach template, 4 M6 x 10 screws<br>Design of mounting device: Bracket mounting<br>Fastening, at system: Through-hole mounting, T slotted hole<br>Mounting bracket, at device: Screw type, Sliding block<br>Type of mounting device: Rigid<br>Material: Steel |

### Mounting technology - Swivel mounts

|  | Part no. | Designation | Article              | Description  |
|--|----------|-------------|----------------------|--|
|  | 429029   | BT-2RG      | Mounting bracket set | Contains: 2x BT-R swivel mount, 2 cylinders for mounting on the light curtain<br>Fastening, at system: Through-hole mounting<br>Mounting bracket, at device: Clampable<br>Type of mounting device: Turning, 360°<br>Material: Metal, Plastic |

## Accessories

### Configuration devices

|  | Part no. | Designation                  | Article         | Description  |
|--|----------|------------------------------|-----------------|--|
|  | 50121098 | SET MD12-US2-IL1.1<br>+ Zub. | Diagnostics set | Supply voltage: DC<br>Interface: USB<br>Connections: 2 Piece(s)<br>Degree of protection: IP 20 |

### Services

|  | Part no. | Designation | Article          | Description  |
|--|----------|-------------|------------------|--|
|  | S981001  | CS10-S-110  | Start-up support | Details: Performed at location of customer's choosing, duration: max. 10 hours.<br>Conditions: Devices and connection cables are already mounted, price not including travel costs and, if applicable, accommodation expenses. |
|  | S981005  | CS10-T-110  | Product training | Details: Location and content to be agreed upon, duration: max. 10 hours.<br>Conditions: Price not including travel costs and, if applicable, accommodation expenses.  |

#### Note



A list with all available accessories can be found on the Leuze website in the Download tab of the article detailed page.