

Technical data sheet

Stationary 2D-code reader

Part no.: 50146309
DCR 202i FIX-L1-102-R3-V



For illustration purposes only

Contents

- Technical data
- Dimensioned drawings
- Electrical connection
- Diagrams
- Operation and display
- Part number code
- Notes
- Accessories



RS232

RS422

Ethernet



**UK
CA**



Technical data

Basic data

| | |
|--------|-----------------------|
| Series | DCR 200i |
| Chip | CMOS (Global Shutter) |

Functions

| | |
|--------------------|---------------------|
| Software functions | Reading of 1D codes |
| | Reading of 2D codes |

Read data

| | |
|----------------------|-----------------------------|
| Code types, readable | 2/5 Interleaved |
| | Aztec |
| | Codabar |
| | Code 128 |
| | Code 32 |
| | Code 39 |
| | Code 93 |
| | Data Matrix Code |
| | EAN 128 |
| | EAN 8/13 |
| | GS1 Databar |
| | GS1 Databar Omnidirectional |
| | GS1 Databar QR code |
| | GS1 Databar Stacked |
| | PDF417 |
| | Pharma Code |
| | QR code |
| | UPC |

Optical data

| | |
|-------------------------------|----------------|
| Reading distance | 50 ... 800 mm |
| Light source | LED, Red |
| Transmitted-signal shape | Pulsed |
| Camera resolution, horizontal | 1,280 px |
| Camera resolution, vertical | 960 px |
| Modulus size | 0.35 ... 1 mm |
| Electronic shutter speed | 0.068 ... 5 ms |
| Camera type | Monochrome |

Electrical data

| | |
|--------------------|------------------------------|
| Protective circuit | Polarity reversal protection |
| | Short circuit protected |

Performance data

| | |
|---------------------------|-----------------|
| Supply voltage U_B | 18 ... 30 V, DC |
| Average power consumption | 8 W |

Inputs

| | |
|------------------------------------|------------|
| Number of digital switching inputs | 1 Piece(s) |
|------------------------------------|------------|

Switching inputs

| | |
|--------------|-------------------------|
| Type | Digital switching input |
| Voltage type | DC |

Outputs

| | |
|-------------------------------------|------------|
| Number of digital switching outputs | 1 Piece(s) |
|-------------------------------------|------------|

Switching outputs

| | |
|-------------------------|--------------------------|
| Type | Digital switching output |
| Voltage type | DC |
| Switching current, max. | 100 mA |

Switching output 1

| | |
|---------------------|----------------------|
| Switching element | MOSFET semiconductor |
| Switching principle | +24 V switching |

Inputs/outputs selectable

| | |
|-------------------------------------|---------------------------|
| Number of inputs/outputs selectable | 2 Piece(s) |
| Type | Inputs/outputs selectable |
| Voltage type, outputs | DC |
| Voltage type, inputs | DC |

Interface

| | |
|------|--------------------------|
| Type | RS 232, RS 422, Ethernet |
|------|--------------------------|

RS 232

| | |
|-----------------------|----------------------|
| Function | Process |
| Transmission speed | 4,800 ... 115,200 Bd |
| Data format | Adjustable |
| Start bit | 1 |
| Data bit | 8 |
| Stop bit | 1 |
| Parity | None |
| Transmission protocol | <STX><data><CR><LF> |
| Data encoding | ASCII |
| | Binary |

RS 422

| | |
|--------------------|----------------------|
| Function | Process |
| Transmission speed | 4,800 ... 115,200 Bd |
| Data format | Adjustable |
| Start bit | 1 |
| Data bit | 7, 8 data bits |
| Stop bit | 1, 2 stop bits |
| Parity | Adjustable |
| Data encoding | ASCII |
| | Binary |

Ethernet

| | |
|-----------------------|---------------------------|
| Architecture | Client |
| | Server |
| Address assignment | DHCP |
| | Manual address assignment |
| Transmission speed | 10 Mbit/s |
| | 100 Mbit/s |
| Function | Process |
| Switch functionality | None |
| Transmission protocol | TCP/IP, UDP |

Service interface

| | |
|------|----------|
| Type | Ethernet |
|------|----------|

Ethernet

| | |
|----------|---------|
| Function | Service |
|----------|---------|

Connection

| | |
|-----------------------|------------|
| Number of connections | 2 Piece(s) |
|-----------------------|------------|

Technical data

Connection 1

| | |
|--------------------|-----------------|
| Function | Data interface |
| | Signal IN |
| | Signal OUT |
| | Voltage supply |
| Type of connection | Connector |
| Thread size | M12 |
| Type | Male |
| Material | Stainless steel |
| No. of pins | 12 -pin |
| Encoding | A-coded |

Connection 2

| | |
|--------------------|-------------------------|
| Function | Configuration interface |
| | Data interface |
| Type of connection | Connector |
| Thread size | M12 |
| Type | Female |
| Material | Stainless steel |
| No. of pins | 4 -pin |
| Encoding | D-coded |

Mechanical data

| | |
|----------------------------|------------------------------|
| Design | Cubic |
| Dimension (W x H x L) | 46 mm x 61 mm x 46 mm |
| Housing material | Stainless steel |
| Stainless steel housing | V4A |
| Lens cover material | Plastic |
| Net weight | 392 g |
| Housing color | Silver |
| Type of fastening | Mounting thread |
| | Via optional mounting device |
| Compatibility of materials | ECOLAB |

Operation and display

| | |
|-----------------------|---------------------|
| Type of display | LED |
| Number of LEDs | 3 Piece(s) |
| Type of configuration | Configuration codes |
| | Teach-in |
| | Via web browser |

Environmental data

| | |
|------------------------------------|---------------|
| Ambient temperature, operation | 0 ... 50 °C |
| Ambient temperature, storage | -20 ... 70 °C |
| Relative humidity (non-condensing) | 90 % |

Certifications

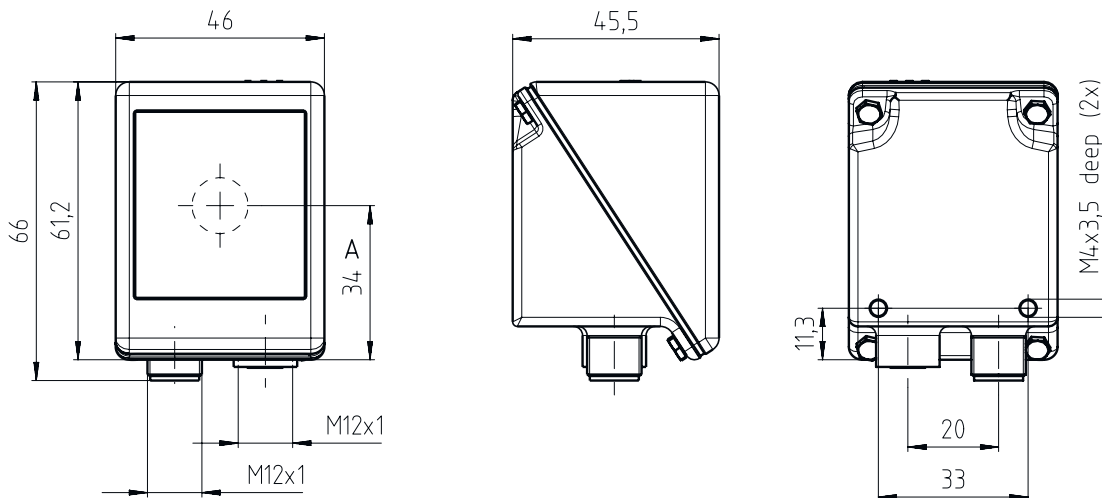
| | |
|---|--|
| Degree of protection | IP 67 |
| | IP 69K, Only with screwed connection cables (1.2 Nm) |
| Protection class | III |
| Approvals | c UL US |
| Test procedure for EMC in accordance with standard | EN 61000-6-2 |
| | EN 61000-6-4 |
| Test procedure for continuous shock in accordance with standard | IEC 60068-2-29, test Eb |
| Test procedure for vibration in accordance with standard | IEC 60068-2-6, test Fc |

Classification

| | |
|-----------------------|----------|
| Customs tariff number | 84719000 |
| ECLASS 5.1.4 | 27280103 |
| ECLASS 8.0 | 27280103 |
| ECLASS 9.0 | 27280103 |
| ECLASS 10.0 | 27280103 |
| ECLASS 11.0 | 27280103 |
| ECLASS 12.0 | 27280103 |
| ECLASS 13.0 | 27280103 |
| ECLASS 14.0 | 27280103 |
| ECLASS 15.0 | 27280103 |
| ECLASS 16.0 | 27280103 |
| ETIM 5.0 | EC002550 |
| ETIM 6.0 | EC002999 |
| ETIM 7.0 | EC002999 |
| ETIM 8.0 | EC002999 |
| ETIM 9.0 | EC002999 |
| ETIM 10.0 | EC002999 |
| UNSPSC 26.08 | 43211701 |

Dimensioned drawings

All dimensions in millimeters



Electrical connection

Connection 1

PWR / SWIO

| | |
|---------------------------|---|
| Function | Data interface Signal IN Signal OUT Voltage supply |
| Type of connection | Connector |
| Thread size | M12 |
| Type | Male |
| Material | Stainless steel |
| No. of pins | 12 -pin |
| Encoding | A-coded |

Pin Pin assignment

| | |
|----|-------------------------|
| 1 | VIN |
| 2 | GNDIN |
| 3 | SWIN 1 |
| 4 | SWOUT 2 |
| 5 | FE |
| 6 | GND RS 232 / GND RS 422 |
| 7 | Rx- |
| 8 | Tx- |
| 9 | RxD/Rx+ |
| 10 | TxD/Tx+ |
| 11 | SWIO 3 |
| 12 | SWIO 4 |



Electrical connection

Connection 2

HOST

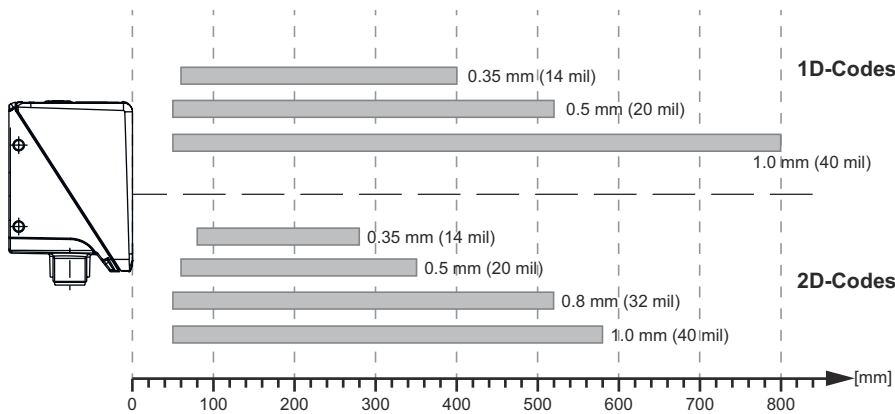
| | |
|--------------------|---|
| Function | Configuration interface Data interface |
| Type of connection | Connector |
| Thread size | M12 |
| Type | Female |
| Material | Stainless steel |
| No. of pins | 4 -pin |
| Encoding | D-coded |

| Pin | Pin assignment |
|-----|----------------|
| 1 | TD+ |
| 2 | RD+ |
| 3 | TD- |
| 4 | RD- |



Diagrams

Reading distances



Relationship between camera distance and reading field size



- 1 Camera distance
- 2 Reading field
- 3 Reading field height [mm]
- 4 Reading field width [mm]

Diagrams



- 1 Camera distance [mm]
- 2 Reading field: width x height [mm]

Operation and display

| LED | Display | Meaning |
|--------|-------------------------------------|------------------------------------|
| 1 PWR | Off | No supply voltage |
| | Green, flashing | Initialization |
| | Green, continuous light | Operational readiness |
| | Orange, continuous light | Service operation |
| | Red, flashing | Device OK, warning set |
| | Red, continuous light | Device error |
| 2 NET | Off | No supply voltage |
| | Green, flashing | Initialization |
| | Green, continuous light | Operational readiness |
| | Red, flashing | Communication error |
| | Red, continuous light | Network error |
| 3 LINK | Green, continuous light | Ethernet connection is established |
| | Yellow, flashing | Data exchange active |
| 4 | Green, flashing (behind lens cover) | Reading successful |

Part number code

Part designation: DCR XXX YYY-Z-AAA-BC-D-EEEE

| | |
|-------------|---|
| DCR | Operating principle DCR: Dual Code Reader |
| XXXX | Series/interface (integrated fieldbus technology) 202i: Ethernet TCP/IP, UDP, RS 232/RS 422 248i: PROFINET-IO, Ethernet TCP/IP, UDP, RS 232/RS 422 202iC: Ethernet TCP/IP, UDP, RS 232/RS 422 (IoT / Industry 4.0 connectivity) 248iC: PROFINET-IO, Ethernet TCP/IP, UDP, RS 232/RS 422 (IoT / Industry 4.0 connectivity) 258i: EtherNet/IP |
| YYY | Equipment FIX: Fixed focal length |
| Z | Optics U: Ultra high density (very close) N: High Density (close) M: Medium Density (medium distance) F: Low Density (remote) L: Ultra low density (very large distance) |
| AAA | Beam exit 102: front |
| B | Illumination R: Red light I: infrared light |
| C | Resolution range 3: 1280 x 960 pixels |
| D | Protective screen n/a: plastic G: Glass P: Polarization filter |
| EEEE | Special equipment V: Stainless steel housing F001: NPN inputs/outputs F099: OPC-UA function H: with heating Xxxx: customer-specific model |



| Note | |
|------|--|
| | ↪ A list with all available device types can be found on the Leuze website at www.leuze.com . |

Notes

| Observe intended use! | |
|-----------------------|---|
| | <ul style="list-style-type: none"> ↪ This product is not a safety sensor and is not intended as personnel protection. ↪ The product may only be put into operation by competent persons. ↪ Only use the product in accordance with its intended use. |

Accessories

Connection technology - Connection cables

| | Part no. | Designation | Article | Description |
|--|----------|-------------------------|------------------|---|
|  | 50147677 | KD S-M12-CA-P1-150-V4A | Connection cable | Application: Oil and lubricant resistant, Hygienic and wet areas Connection 1: Connector, M12, Axial, Female, A-coded, 12 -pin Connector, LED: No Connection 2: Open end Shielded: Yes Cable length: 15,000 mm Sheathing material: PUR |
|  | 50147678 | KS ET-M12-4A-T9-150-F+B | Connection cable | Application: Oil and lubricant resistant, Hygienic and wet areas Suitable for interface: Ethernet Connection 1: Connector, M12, Axial, Male, D-coded, 4 -pin Connector, LED: No Connection 2: Open end Shielded: Yes Cable length: 15,000 mm Sheathing material: TPE |


Connection technology - Interconnection cables

| | Part no. | Designation | Article | Description |
|---|----------|-----------------------------|-----------------------|--|
|  | 50135080 | KSS ET-M12-4A-RJ45-A-P7-020 | Interconnection cable | Application: Oil and lubricant resistant Suitable for interface: Ethernet Connection 1: Connector, M12, Axial, Male, D-coded, 4 -pin Connection 2: RJ45 Shielded: Yes Cable length: 2,000 mm Sheathing material: PUR |

Mounting technology - Mounting brackets




| | Part no. | Designation | Article | Description |
|--|----------|-------------|------------------|--|
|  | 50132151 | BT 320M | Mounting bracket | Design of mounting device: Angle, L-shape Fastening, at system: Through-hole mounting Mounting bracket, at device: Screw type Type of mounting device: Rigid Material: Metal |

Mounting technology - Rod mounts

| | Part no. | Designation | Article | Description |
|--|----------|----------------|-----------------|---|
|  | 50120425 | BTU 300M.5-D12 | Mounting system | Contains: 2x M4 x 25 screw, 2x M4 mounting nut, 2x M4 x 20 screw, 2x position washers Design of mounting device: Mounting system Fastening, at system: For 12 mm rod, Sheet-metal mounting Mounting bracket, at device: Screw type, Suited for M4 screws Type of mounting device: Clampable, Adjustable, Turning, 360° Material: Stainless steel |

Accessories

General

| | Part no. | Designation | Article | Description |
|--|----------|-------------|---------|---|
|  | 50151152 | TT NM 1,2 | Tool | Type: Torque grip Torque: 1.2 N·m Material: Stainless steel, Plastic Ambient temperature: -40 ... 120 °C |
|  | 50151151 | TT SW 13 | Tool | Type: Hexagon head for torque key Width across flats: 13 mm Material: Plastic, Stainless steel Ambient temperature: -40 ... 120 °C |
|  | 50148408 | TT SW 14 | Tool | Type: Hexagon head for torque key Width across flats: 14 mm Material: Stainless steel, Plastic Ambient temperature: -40 ... 120 °C |

Services

| | Part no. | Designation | Article | Description |
|--|----------|-------------|------------------|--|
|  | S981014 | CS30-S-110 | Start-up support | Details: Performed at location of customer's choosing, duration: max. 10 hours. Conditions: Devices and connection cables are already mounted, price not including travel costs and, if applicable, accommodation expenses. |
|  | S981019 | CS30-T-110 | Product training | Details: Location and content to be agreed upon, duration: max. 10 hours. Conditions: Price not including travel costs and, if applicable, accommodation expenses. |

Note



A list with all available accessories can be found on the Leuze website in the Download tab of the article detailed page.