

Technical data sheet

Glass fiber optics for throughbeam operation

Part no.: 50126463

GF-LB-SS-405-IQ

Contents

- Technical data
- Dimensioned drawings
- Notes
- Further information
- Accessories



For illustration purposes only

Technical data

Basic data

Series	GF
Operating principle	Throughbeam principle
Device type	Transmit and receive fiber
Area of application	General applications

Special version

Special version	Heat resistant
-----------------	----------------

Optical data

Opening angle	65 °
Light beam exit	On face
Fiber core	Mixed fiber configuration Multiple fiber core
Fiber core material	Glass
Active fiber diameter	1.5 mm
Operating range with LV463	0 ... 400 mm
Operating range with LV463 + GF-L1	0 ... 1,200 mm
Operating range with LV463 + GF-U1	0 ... 800 mm
Operating range with LV463.XV	0 ... 680 mm
Operating range with LV463.XV + GF-L1	0 ... 2,040 mm
Operating range with LV463.XV + GF-U1	0 ... 1,360 mm
Operating range with LV463.XR	0 ... 1,000 mm
Operating range with LV463.XR + GF-L1	0 ... 3,000 mm
Operating range with LV463.XR + GF-U1	0 ... 2,000 mm
Operating range with LV463L.XR	0 ... 2,000 mm
Operating range with LV463L.XR + GF-L1	0 ... 6,000 mm
Operating range with LV463L.XR + GF-U1	0 ... 4,000 mm

Mechanical data

Design	Cylindrical
Outer diameter	5.5 mm
Net weight	39 g
Head material	Stainless steel
Type	Glass fiber optics (GF)
Fiber length	500 mm
Fiber sheathing material	Stainless steel
Fastening of the probe	Ø 4 mm
Smallest bending radius (static)	R40
Smallest bending radius (moving)	R40
Sleeve length at optical outlet	10 mm
Metric thread on fiber optic sleeve	No
Laying	standard

Environmental data

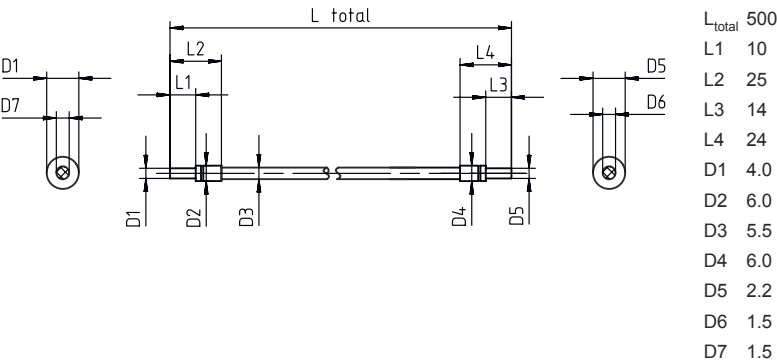
Ambient temperature, operation	-30 ... 300 °C
--------------------------------	----------------

Classification

Customs tariff number	90011090
ECLASS 5.1.4	27270905
ECLASS 8.0	27270905
ECLASS 9.0	27270905
ECLASS 10.0	27270905
ECLASS 11.0	27273606
ECLASS 12.0	27273606
ECLASS 13.0	27273606
ECLASS 14.0	27273606
ECLASS 15.0	27273606
ETIM 5.0	EC002651
ETIM 6.0	EC002651
ETIM 7.0	EC002651
ETIM 8.0	EC002651
ETIM 9.0	EC002651
ETIM 10.0	EC002651

Dimensioned drawings

All dimensions in millimeters



Notes

Observe intended use!

⚠ This product is not a safety sensor and is not intended as personnel protection.

⚠ The product may only be put into operation by competent persons.

⚠ Only use the product in accordance with its intended use.

Further information

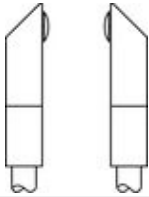
- Suitable products for operating these fiber optics are the fiber optic amplifiers LV461, LV462B as well as LV463, LV463.XV and LV463.XR.
- Operating range measured on a white object (90% diffuse reflection) with the following settings on the fiber optic amplifier:
 - max. response time
 - max. amplification
 - min. switching threshold
- The maximum range is limited by the length of the light conductor.


Accessories

General

	Part no.	Designation	Article	Description
	50014649	GF-L1	Lens attachment	Functions: Collimated Type of fastening: Adhesive

Accessories

	Part no.	Designation	Article	Description
	50009382	GF-U1	Deflector element	Functions: 90° - deflection Type of fastening: Adhesive

Note	
	<p>A list with all available accessories can be found on the Leuze website in the Download tab of the article detailed page.</p>