

## Technical data sheet

### Power supply unit

Part no.: 50110748

NT 24-24W

#### Contents

- Technical data
- Accessories



For illustration purposes only

## Technical data

### Electrical data

Type	Plug-in power supply unit
Output	24 V DC, 1 A
Input	110 ... 240 V AC, 50 ... 60 Hz

### Mechanical data





Dimension (W x H x L)	34 mm x 80 mm x 100 mm
Net weight	138 g

### Classification

Customs tariff number	85442000
ECLASS 5.1.4	27242611
ECLASS 8.0	27242611
ECLASS 9.0	27242611
ECLASS 10.0	27040701
ECLASS 11.0	27040701
ECLASS 12.0	27040701
ECLASS 13.0	27040701
ECLASS 14.0	27040701
ECLASS 15.0	27040701
ECLASS 16.0	27040701
ETIM 5.0	EC002540
ETIM 6.0	EC002540
ETIM 7.0	EC002540
ETIM 8.0	EC002540
ETIM 9.0	EC002540
ETIM 10.0	EC002540
UNSPSC 26.08	39121004

## Accessories

### Connection technology - Adapters

	Part no.	Designation	Article	Description
	50132255	D M12A-12P-PWR	Adapter	Number of connections: 2 Piece(s) Connection 1: Connector, M12, Axial, Female, A-coded, 12 -pin Connection 2: Jack socket
	50143031	D PL-M12-5A-PWR	Adapter	Number of connections: 2 Piece(s) Connection 1: Connector, M12, Axial, Female, L-coded, 5 -pin Connection 2: Jack socket
	50110650	KD 01-5-BA-PWR	Adapter	Number of connections: 2 Piece(s) Connection 1: Connector, M12, Axial, Female, A-coded, 5 -pin Connection 2: Jack socket
	50110649	KD 01-8-BA-PWR	Adapter	Number of connections: 2 Piece(s) Connection 1: Connector, M12, Axial, Female, A-coded, 8 -pin Connection 2: Jack socket

## Accessories

### Note



🔗 A list with all available accessories can be found on the Leuze website in the Download tab of the article detailed page.