

Technical data sheet

Sensor connection module

Part no.: 520150
AC-SCM5U

Contents

- Technical data
- Dimensioned drawings
- Electrical connection
- Operation and display
- Accessories



For illustration purposes only



Technical data

Basic data

Suitable for	MLD 330, MLD 530 multiple light beam safety devices
--------------	---

Electrical data

Insulation resistance, min.	10,000,000,000 Ω
Current load, max.	1 A

Performance data

Supply voltage U_B	24 V, DC, -20 ... 20 %
----------------------	------------------------

Connection

Number of connections	5 Piece(s)
-----------------------	------------

Connection 1

Function	Connection to device Local interface
Type of connection	Cable with connector
Cable length	500 mm
Sheathing material	PUR
Thread size	M12
Type	Male
Material	Metal
No. of pins	5 -pin
Encoding	A-coded

Connection 2

Function	Local input, muting sensor 1
Type of connection	Connector
Designation on device	MS1
Thread size	M12
Type	Female
Material	Metal
No. of pins	5 -pin
Encoding	A-coded

Connection 3

Function	Local input, muting sensor 2
Type of connection	Connector
Designation on device	MS2
Thread size	M12
Type	Female
Material	Metal
No. of pins	5 -pin
Encoding	A-coded

Connection 4

Function	Connection - external muting indicator
Type of connection	Connector
Designation on device	LMP
Thread size	M12
Type	Female
Material	Metal
No. of pins	5 -pin
Encoding	A-coded

Connection 5

Function	Connection - start/muting restart button
Type of connection	Connector
Designation on device	RES
Thread size	M12
Type	Female
Material	Metal
No. of pins	5 -pin
Encoding	A-coded

Mechanical data

Design	Cubic
Dimension (W x H x L)	30 mm x 20.9 mm x 144 mm
Housing material	Plastic
Plastic housing	PA 6
Net weight	160 g
Housing color	Black
Type of fastening	Through-hole mounting

Operation and display

Type of display	LED
Number of LEDs	4 Piece(s)

Environmental data

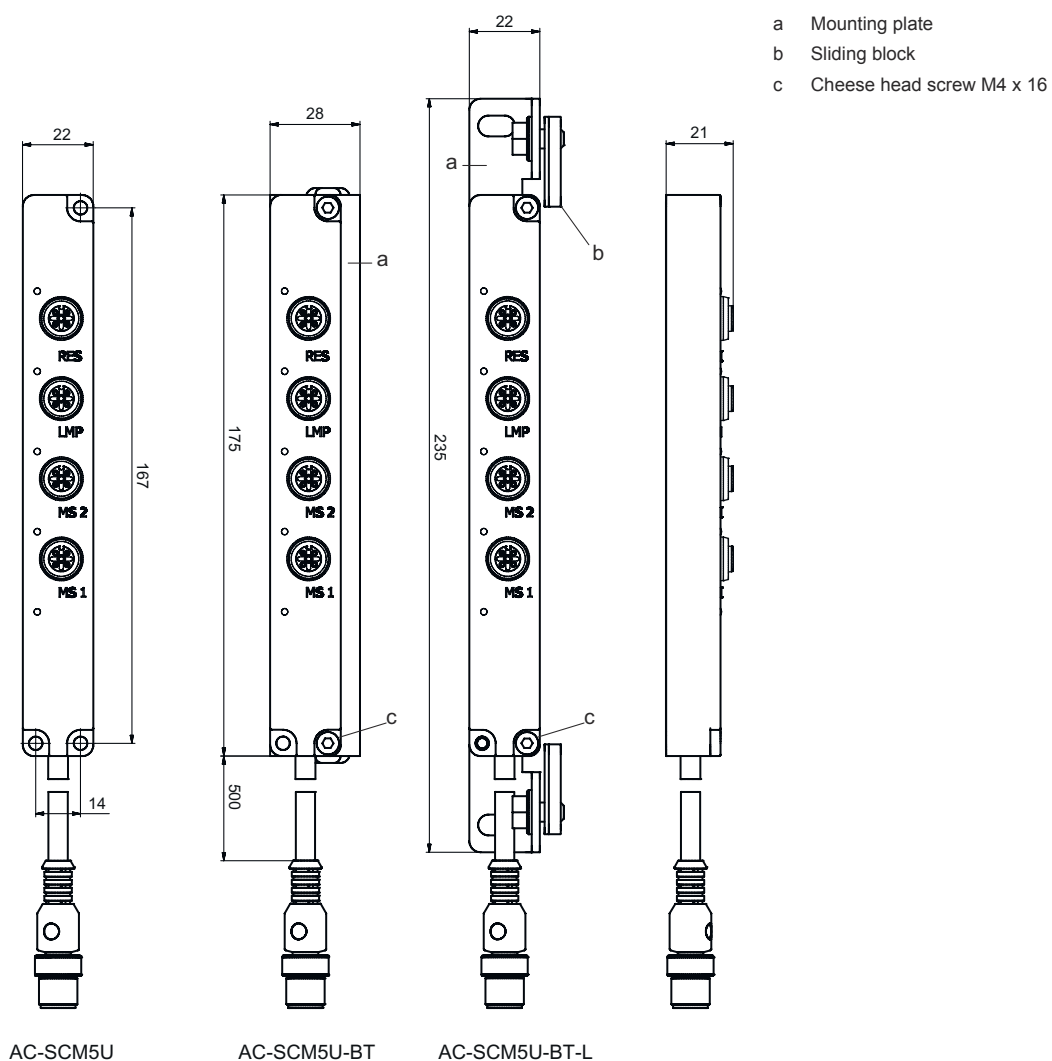
Ambient temperature, operation	-30 ... 80 °C
--------------------------------	---------------

Classification

Customs tariff number	85369010
ECLASS 5.1.4	27279201
ECLASS 8.0	27279219
ECLASS 9.0	27440108
ECLASS 10.0	27440108
ECLASS 11.0	27440108
ECLASS 12.0	27440108
ECLASS 13.0	27440108
ECLASS 14.0	27440108
ECLASS 15.0	27440108
ETIM 5.0	EC002585
ETIM 6.0	EC002585
ETIM 7.0	EC002585
ETIM 8.0	EC002585
ETIM 9.0	EC002585
ETIM 10.0	EC002585

Dimensioned drawings

All dimensions in millimeters



Electrical connection

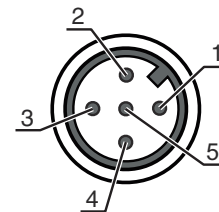
Connection 1

Function	Connection to device
Type of connection	Local interface
Cable length	Cable with connector
Cable length	500 mm
Sheathing material	PUR
Cable color	Black
Wire cross section	2 mm ²
Thread size	M12
Type	Male
Material	Metal
No. of pins	5 -pin
Encoding	A-coded

Electrical connection

Pin Pin assignment

1	+24 V
2	MS2
3	0 V
4	MS1
5	RES/LMP



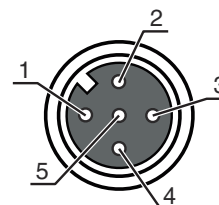
Connection 2

MS1

Function	Local input, muting sensor 1
Type of connection	Connector
Thread size	M12
Type	Female
Material	Metal
No. of pins	5 -pin
Encoding	A-coded

Pin Pin assignment

1	+24 V
2	n.c.
3	0 V
4	MS1
5	n.c.



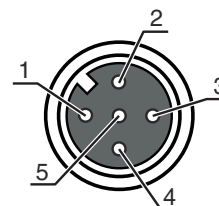
Connection 3

MS2

Function	Local input, muting sensor 2
Type of connection	Connector
Thread size	M12
Type	Female
Material	Metal
No. of pins	5 -pin
Encoding	A-coded

Pin Pin assignment

1	+24 V
2	n.c.
3	0 V
4	MS2
5	n.c.



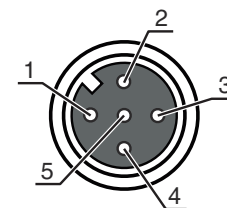
Connection 4

LMP

Function	Connection - external muting indicator
Type of connection	Connector
Thread size	M12
Type	Female
Material	Metal
No. of pins	5 -pin
Encoding	A-coded

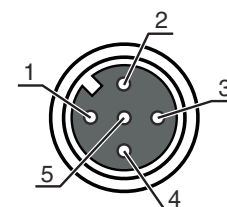
Electrical connection

Pin	Pin assignment
1	n.c.
2	RES/LMP
3	0 V
4	RES/LMP
5	n.c.



Connection 5	RES
Function	Connection - start/muting restart button
Type of connection	Connector
Thread size	M12
Type	Female
Material	Metal
No. of pins	5 -pin
Encoding	A-coded

Pin	Pin assignment
1	+24 V
2	RES/LMP
3	n.c.
4	RES/LMP
5	n.c.



Operation and display

LED	Display	Meaning
1	Yellow, continuous light	Muting sensor status
2	Yellow, continuous light	Muting sensor status
3	Yellow, continuous light	Muting indicator status
4	Yellow, continuous light	Muting start button status

Accessories

Muting - Indicators

	Part no.	Designation	Article	Description
	50135453	M4-V1-MW3-DS-C-T-M12-200	Muting indicator	Illuminant: LED/24V Degree of protection: IP 66 Certifications: c UL US, CE
	50135452	M7-V1-MW3-DS-C-T-M12-200	Muting indicator	Illuminant: LED/24V Degree of protection: IP 66 Certifications: c UL US, CE

Accessories

Note



A list with all available accessories can be found on the Leuze website in the Download tab of the article detailed page.