

## Technical data sheet

### Single light beam safety device receiver

Part no.: 50126334

SLE46CI-70.K4/4P-M12

#### Contents

- Technical data
- Dimensioned drawings
- Electrical connection
- Operation and display
- Suitable transmitters
- Notes
- Further information
- Accessories



For illustration purposes only



## Technical data

### Basic data

Series	46C
--------	-----

### Functions

Functions	Alignment indicator
	Diagnostic output

### Characteristic parameters

Type	4, IEC/EN 61496, in combination with MSI-TRMB safety relay
SIL	3, IEC 61508, in combination with MSI-TRMB safety relay
SILCL	3, IEC/EN 62061, in combination with MSI-TRMB safety relay
Performance Level (PL)	e, EN ISO 13849-1:2008, In combination with MSI-TRMB safety relay
MTTF <sub>d</sub>	900 years, EN ISO 13849-1
Mission time T <sub>M</sub>	20 years, EN ISO 13849-1
Category	4, EN ISO 13849:2008, In combination with MSI-TRMB safety relay

### Electrical data

Protective circuit	Polarity reversal protection
	Short circuit protected

#### Performance data

Supply voltage U <sub>B</sub>	24 V, DC, -20 ... 20 %, Incl. residual ripple
Residual ripple	10 %, From U <sub>B</sub>
Open-circuit current	0 ... 15 mA

#### Outputs

Number of digital switching outputs	2 Piece(s)
-------------------------------------	------------

#### Switching outputs

Switching voltage high, min.	22 V
Switching voltage low, max.	2 V
Switching voltage, type.	23 V
Voltage type	DC
Switching current, max.	100 mA
Switching voltage	high: $\geq(U_B - 2V)$ low: $\leq 2 V$

#### Switching output 1

Assignment	Connection 1, pin 2
Switching element	Transistor, PNP
Switching principle	Dark switching
Function	Diagnostic output

#### Switching output 2

Assignment	Connection 1, pin 4
Switching element	Transistor, PNP
Switching principle	Light switching
Function	Switching output

### Time behavior

Switching frequency	250 Hz
Response time	2.5 ms
Readiness delay	300 ms

### Connection

Number of connections	1 Piece(s)
-----------------------	------------

#### Connection 1

Function	Signal OUT
	Voltage supply
Type of connection	Connector
Thread size	M12
Material	Plastic
No. of pins	4 -pin

### Mechanical data

Design	Cubic
Dimension (W x H x L)	20.5 mm x 76.3 mm x 44 mm
Housing material	Plastic
Plastic housing	PC-PBT
Lens cover material	Plastic / PMMA
Net weight	50 g
Housing color	Yellow
Type of fastening	Through-hole mounting
Compatibility of materials	ECOLAB

### Operation and display

Type of display	LED
Number of LEDs	2 Piece(s)

### Environmental data

Ambient temperature, operation	-30 ... 60 °C
Ambient temperature, storage	-30 ... 70 °C

### Certifications

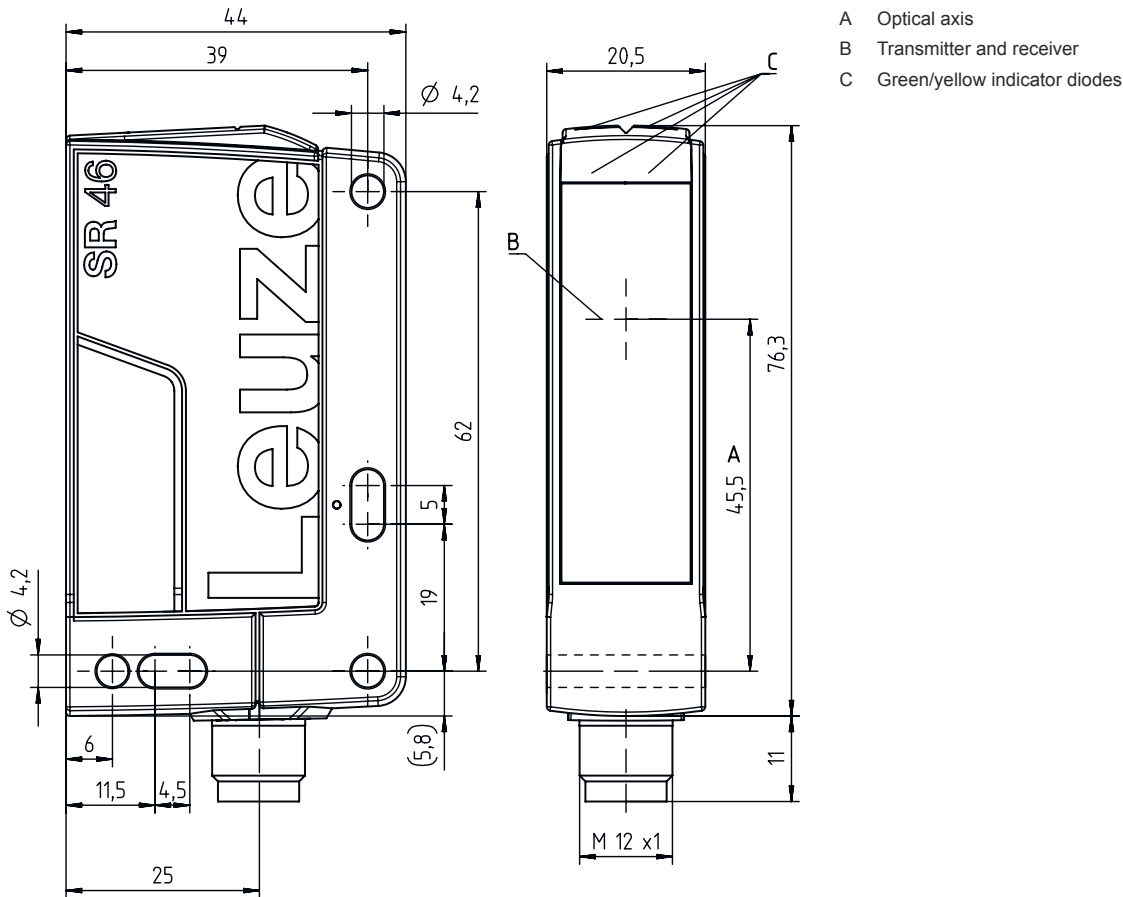
Degree of protection	IP 67
	IP 69K
Protection class	III, Rating voltage 50V
Approvals	c TÜV NRTL US
	c UL US
Standards applied	IEC 60947-5-2, IEC/EN 61496

### Classification

Customs tariff number	85365019
ECLASS 5.1.4	27272701
ECLASS 8.0	27272701
ECLASS 9.0	27272701
ECLASS 10.0	27272701
ECLASS 11.0	27272701
ECLASS 12.0	27272701
ECLASS 13.0	27272701
ECLASS 14.0	27272701
ECLASS 15.0	27272701
ETIM 5.0	EC001831
ETIM 6.0	EC001831
ETIM 7.0	EC001831
ETIM 8.0	EC001831
ETIM 9.0	EC001831
ETIM 10.0	EC001831

# Dimensioned drawings

All dimensions in millimeters

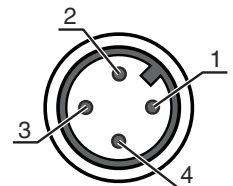


## Electrical connection

### Connection 1

Function	Signal OUT
	Voltage supply
Type of connection	Connector
Thread size	M12
Type	Male
Material	Plastic
No. of pins	4 -pin
Encoding	A-coded


Pin	Pin assignment	Conductor color
1	+24 V	Brown
2	Diagnosis	White
3	GND	Blue
4	OUT	Black




## Operation and display


LED	Display	Meaning
1	Green, continuous light	Ready
2	Yellow, continuous light	Light path free

## Suitable transmitters

	Part no.	Designation	Article	Description
	50126552	SLS46CI-70.K48-M12	Single light beam safety device transmitter	Special version: Activation input Operating range: 5 ... 70 m Operating range limit: 5 ... 80 m Light source: LED, Infrared Response time: 2.5 ms Connection: Connector, M12, Plastic, 4 -pin


## Notes

 **Observe intended use!**




- The product may only be put into operation by competent persons.
- Only use the product in accordance with its intended use.

**ATTENTION!**



- The SLS46CK4 safety sensors are a type 4 AOPD only in combination with the MSI-TRM safety relays.
- For mounting, electrical connection and operation, the operating instructions of the MSI-TRM safety relays are to be observed.

**For UL applications:**





- Certification: UL 508, C22.2 No.14-13
- Only for use in "class 2" circuits
- These proximity switches shall be used with UL Listed Cable assemblies rated 30V, 0.5A min, in the field installation, or equivalent (categories: CYJV/ CYJV7 or PVVA/PVVA7)

## Further information


- Light source: Average life expectancy 100,000h at an ambient temperature of 25 °C

## Accessories


### Connection technology - Connection unit

	Part no.	Designation	Article	Description
	547931	MSI-TRMB-01	Safety relay	
	547932	MSI-TRMB-02	Safety relay	


### Connection technology - Connection cables

	Part no.	Designation	Article	Description
	50130690	KD U-M12-4W-V1-050	Connection cable	Connection 1: Connector, M12, Angled, Female, A-coded, 4 -pin Connector, LED: No Connection 2: Open end Shielded: No Cable length: 5.000 mm Sheathing material: PVC

### Mounting technology - Mounting brackets

	Part no.	Designation	Article	Description
	50105315	BT 46	Mounting device	Design of mounting device: Angle, L-shape Fastening, at system: Through-hole mounting Mounting bracket, at device: Screw type Type of mounting device: Rigid Material: Metal

### Muting - Mounting systems

	Part no.	Designation	Article	Description
	50117252	BTU 300M-D12	Mounting system	Design of mounting device: Mounting system Fastening, at system: For 12 mm rod, Sheet-metal mounting Mounting bracket, at device: Screw type, Suited for M4 screws Type of mounting device: Clampable, Adjustable, Turning, 360° Material: Metal

## Accessories

### Note



🔗 A list with all available accessories can be found on the Leuze website in the Download tab of the article detailed page.