

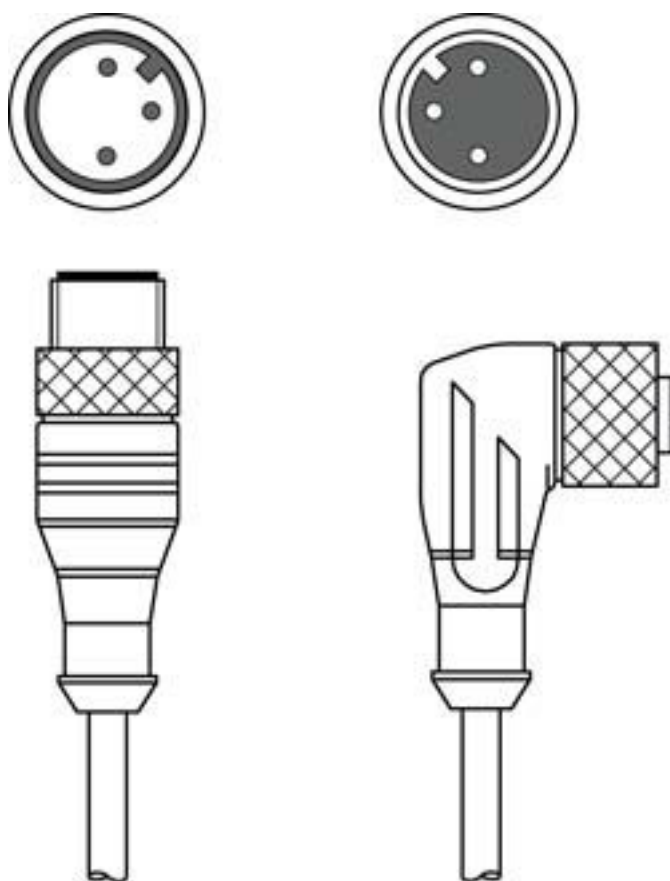
Technical data sheet Interconnection cable

Part no.: 50130748

KDS U-M12-3W-M12-3A-P1-030

Contents

- Technical data
- Electrical connection
- Circuit diagrams



For illustration purposes only



Technical data

Basic data

| | |
|-------------|-----------------------------|
| Application | Oil and lubricant resistant |
|-------------|-----------------------------|

Connection

Connection 1

| | |
|--------------------|-----------|
| Type of connection | Connector |
| Thread size | M12 |
| Type | Female |
| No. of pins | 3 -pin |
| Encoding | A-coded |
| Version | Angled |
| Connector, LED | No |

Connection 2

| | |
|--------------------|-----------|
| Type of connection | Connector |
| Thread size | M12 |
| Type | Male |
| No. of pins | 3 -pin |
| Encoding | A-coded |
| Version | Axial |

Cable properties

| | |
|-----------------------------------|---|
| Number of conductors | 3 Piece(s) |
| Wire cross section | 0.34 mm ² |
| AWG | 22 |
| Sheathing color | Black |
| Shielded | No |
| Silicone-free | Yes |
| Cable design | Interconnection cable |
| Cable diameter (external) | 4.3 mm |
| Cable length | 3,000 mm |
| Sheathing material | PUR |
| Wire insulation | PUR |
| Traverse rate | Max. 3.3 m/s with horiz. traverse path of 5m and max. acceleration of 5m/s ² |
| Suitability for drag chains | Yes |
| Properties of the outer sheathing | Free of CFC, cadmium, silicone, halogen and lead, matt, low-adhesion, abrasion-resistant, easily machine-processable |
| Resistance of the outer sheathing | Hydrolysis and microbe resistant, good oil, gasoline and chemical resistance in accordance with VDE 0472 part 803 test B, flame retardant in accordance with UL 1581 VW1 / CSA FT1 / IEC 60332-1, IEC 60332-2-2 |

| | |
|---------------------|---|
| Torsion suitability | ±180° / m (max. 2 mio. cycles with 35 cycles / min) |
|---------------------|---|

Mechanical data

| | |
|---|--------------------------|
| Width across flats | 13 mm |
| Net weight | 114 g |
| Bending cycles | 5,000,000 Piece(s) |
| Bending radius, flexible laying, min. | Min. 10 x cable diameter |
| Bending radius, stationary laying, min. | Min. 5 x cable diameter |

Operation and display

Environmental data

| | |
|--|---------------|
| Ambient temperature, operation, flexible use | -25 ... 80 °C |
| Ambient temperature, operation, stationary use | -40 ... 80 °C |

Certifications

| | |
|----------------------|----------------|
| Degree of protection | IP 65 IP 67 |
| Approvals | c UL US |
| UL file number | E366145 |

Classification

| | |
|-----------------------|----------|
| Customs tariff number | 85444290 |
| ECLASS 5.1.4 | 27279201 |
| ECLASS 8.0 | 27279218 |
| ECLASS 9.0 | 27060311 |
| ECLASS 10.0 | 27060311 |
| ECLASS 11.0 | 27060311 |
| ECLASS 12.0 | 27060311 |
| ECLASS 13.0 | 27060311 |
| ECLASS 14.0 | 27060311 |
| ECLASS 15.0 | 27060311 |
| ETIM 5.0 | EC001855 |
| ETIM 6.0 | EC001855 |
| ETIM 7.0 | EC001855 |
| ETIM 8.0 | EC001855 |
| ETIM 9.0 | EC001855 |
| ETIM 10.0 | EC001855 |

Electrical connection

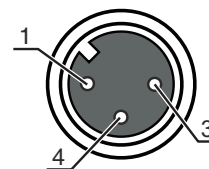
Connection 1

| | |
|--------------------|-----------|
| Type of connection | Connector |
| Thread size | M12 |
| Type | Female |
| No. of pins | 3 -pin |
| Encoding | A-coded |
| Version | Angled |
| Connector, LED | No |

Electrical connection

Pin Pin assignment

| | |
|---|----|
| 1 | V+ |
| 3 | V- |
| 4 | NO |

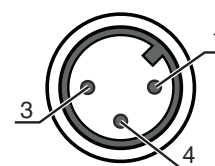


Connection 2

| | |
|--------------------|-----------|
| Type of connection | Connector |
| Thread size | M12 |
| Type | Male |
| No. of pins | 3 -pin |
| Encoding | A-coded |
| Version | Axial |

Pin Pin assignment

| | |
|---|----|
| 1 | V+ |
| 3 | V- |
| 4 | NO |



Circuit diagrams

Wiring schematic

