

## Technical data sheet

### Light curtain receiver

Part no.: 50118779  
CML730i-R10-960.A/L-M12

#### Contents

- Technical data
- Dimensioned drawings
- Electrical connection
- Operation and display
- Suitable transmitters
- Part number code
- Notes
- Accessories



For illustration purposes only



## Technical data

### Basic data

|                     |                                                        |
|---------------------|--------------------------------------------------------|
| Series              | 730                                                    |
| Operating principle | Throughbeam principle                                  |
| Device type         | Receiver                                               |
| Contains            | 2x BT-NC sliding block                                 |
| Application         | Detection of transparent objects<br>Object measurement |

### Special version

|                 |                                                                           |
|-----------------|---------------------------------------------------------------------------|
| Special version | Crossed-beam scanning<br>Diagonal-beam scanning<br>Parallel-beam scanning |
|-----------------|---------------------------------------------------------------------------|

### Optical data

|                                    |                            |
|------------------------------------|----------------------------|
| Operating range                    | 0.3 ... 9.5 m              |
| Operating range                    | Guaranteed operating range |
| Operating range, transparent media | 0.3 ... 3.5 m              |
| Operating range limit              | 0.2 ... 12 m               |
| Operating range limit              | Typical operating range    |
| Measurement field length           | 960 mm                     |
| Number of beams                    | 96 Piece(s)                |
| Beam spacing                       | 10 mm                      |

### Measurement data

|                         |       |
|-------------------------|-------|
| Minimum object diameter | 20 mm |
|-------------------------|-------|

### Electrical data

|                    |                                                                                 |
|--------------------|---------------------------------------------------------------------------------|
| Protective circuit | Polarity reversal protection<br>Short circuit protected<br>Transient protection |
|--------------------|---------------------------------------------------------------------------------|

### Performance data

|                      |                                                                                                        |
|----------------------|--------------------------------------------------------------------------------------------------------|
| Supply voltage $U_B$ | 18 ... 30 V, DC                                                                                        |
| Residual ripple      | 0 ... 15 %, From $U_B$                                                                                 |
| Open-circuit current | 0 ... 270 mA, The specified values refer to the entire package consisting of transmitter and receiver. |

### Inputs/outputs selectable

|                                     |                                    |
|-------------------------------------|------------------------------------|
| Output current, max.                | 100 mA                             |
| Input resistance                    | 6,000 $\Omega$                     |
| Number of inputs/outputs selectable | 4 Piece(s)                         |
| Type                                | Inputs/outputs selectable          |
| Voltage type, outputs               | DC                                 |
| Switching voltage, outputs          | Typ. $U_B$ / 0 V                   |
| Voltage type, inputs                | DC                                 |
| Switching voltage, inputs           | high: $\geq 6V$<br>low: $\leq 4 V$ |

### Input/output 1

|                          |            |
|--------------------------|------------|
| Activation/disable delay | 0 ... 1 ms |
|--------------------------|------------|

### Time behavior

|                        |            |
|------------------------|------------|
| Readiness delay        | 450 ms     |
| Cycle time             | 1.11 ms    |
| Response time per beam | 10 $\mu s$ |

### Interface

|      |         |
|------|---------|
| Type | IO-Link |
|------|---------|

### IO-Link

|                 |                |
|-----------------|----------------|
| COM mode        | COM2           |
| Min. cycle time | COM2 = 2.3 ms  |
| Specification   | V1.0.1<br>V1.1 |

### Service interface

|      |         |
|------|---------|
| Type | IO-Link |
|------|---------|

### IO-Link

|          |                                       |
|----------|---------------------------------------|
| Function | Configuration via software<br>Service |
|----------|---------------------------------------|

### Connection

|                       |            |
|-----------------------|------------|
| Number of connections | 2 Piece(s) |
| Plug outlet           | Axial      |

### Connection 1

|                    |                                                                      |
|--------------------|----------------------------------------------------------------------|
| Function           | Configuration interface<br>Signal IN<br>Signal OUT<br>Voltage supply |
| Type of connection | Connector                                                            |
| Thread size        | M12                                                                  |
| Type               | Male                                                                 |
| Material           | Metal                                                                |
| No. of pins        | 8 -pin                                                               |
| Encoding           | A-coded                                                              |

### Connection 2

|                    |                           |
|--------------------|---------------------------|
| Function           | Connection to transmitter |
| Type of connection | Connector                 |
| Thread size        | M12                       |
| Type               | Female                    |
| Material           | Metal                     |
| No. of pins        | 5 -pin                    |
| Encoding           | A-coded                   |

### Mechanical data

|                       |                                                 |
|-----------------------|-------------------------------------------------|
| Design                | Cubic                                           |
| Dimension (W x H x L) | 29 mm x 35.4 mm x 1,035 mm                      |
| Housing material      | Metal                                           |
| Metal housing         | Aluminum                                        |
| Lens cover material   | Plastic                                         |
| Net weight            | 1,150 g                                         |
| Housing color         | Silver                                          |
| Type of fastening     | Groove mounting<br>Via optional mounting device |

### Operation and display

|                       |                      |
|-----------------------|----------------------|
| Type of display       | LED<br>OLED display  |
| Number of LEDs        | 2 Piece(s)           |
| Type of configuration | Software<br>Teach-in |
| Operational controls  | Membrane keyboard    |

### Environmental data

|                                |               |
|--------------------------------|---------------|
| Ambient temperature, operation | -30 ... 60 °C |
| Ambient temperature, storage   | -40 ... 70 °C |

## Technical data

### Certifications

|                      |               |
|----------------------|---------------|
| Degree of protection | IP 65         |
| Protection class     | III           |
| Approvals            | c UL US       |
| Standards applied    | IEC 60947-5-2 |

### Classification

|                       |          |
|-----------------------|----------|
| Customs tariff number | 90314990 |
| ECLASS 5.1.4          | 27270910 |
| ECLASS 8.0            | 27270910 |
| ECLASS 9.0            | 27270910 |
| ECLASS 10.0           | 27270910 |
| ECLASS 11.0           | 27270910 |
| ECLASS 12.0           | 27270910 |
| ECLASS 13.0           | 27270910 |
| ECLASS 14.0           | 27270910 |
| ECLASS 15.0           | 27270910 |
| ETIM 5.0              | EC002549 |
| ETIM 6.0              | EC002549 |
| ETIM 7.0              | EC002549 |
| ETIM 8.0              | EC002549 |
| ETIM 9.0              | EC002549 |
| ETIM 10.0             | EC002549 |

## Dimensioned drawings

All dimensions in millimeters



- |   |                                 |   |                       |
|---|---------------------------------|---|-----------------------|
| A | Beam spacing 10 mm              | L | Profile length 968 mm |
| B | Measurement field length 960 mm | T | Transmitter           |
| F | M6 thread                       | R | Receiver              |
| G | Fastening groove                | Y | 5 mm                  |

Dimensioned drawings



Electrical connection

Connection 1

|                    |                         |
|--------------------|-------------------------|
| Function           | Configuration interface |
|                    | Signal IN               |
|                    | Signal OUT              |
|                    | Voltage supply          |
| Type of connection | Connector               |
| Thread size        | M12                     |
| Type               | Male                    |
| Material           | Metal                   |
| No. of pins        | 8 -pin                  |
| Encoding           | A-coded                 |

Pin Pin assignment

|   |         |
|---|---------|
| 1 | V+      |
| 2 | IO1     |
| 3 | GND     |
| 4 | IO-Link |
| 5 | IO2     |
| 6 | IO3     |
| 7 | IO4     |
| 8 | GND     |



Connection 2

|                    |                           |
|--------------------|---------------------------|
| Function           | Connection to transmitter |
| Type of connection | Connector                 |
| Thread size        | M12                       |
| Type               | Female                    |
| Material           | Metal                     |
| No. of pins        | 5 -pin                    |
| Encoding           | A-coded                   |

Pin Pin assignment


|   |            |
|---|------------|
| 1 | FE/SHIELD  |
| 2 | V+         |
| 3 | GND        |
| 4 | RS 485 Tx+ |
| 5 | RS 485 Tx- |



## Operation and display

| LED | Display                  | Meaning                                |
|-----|--------------------------|----------------------------------------|
| 1   | Green, continuous light  | Operational readiness                  |
|     | Green, flashing          | Teach / error                          |
| 2   | Yellow, continuous light | Light path free, with function reserve |
|     | Yellow, flashing         | No function reserve                    |
|     | Off                      | Object detected                        |

## Suitable transmitters

|                                                                                   | Part no. | Designation           | Article                   | Description                                                                 |
|-----------------------------------------------------------------------------------|----------|-----------------------|---------------------------|-----------------------------------------------------------------------------|
|  | 50118617 | CML730i-T10-960.A-M12 | Light curtain transmitter | Operating range: 0.3 ... 9.5 m<br>Connection: Connector, M12, Axial, 5 -pin |

## Part number code

Part designation: **CML7XXi-YYZ-AAAA.BCCDDDD-EEEEFFF**

|             |                                                                                                                                                  |
|-------------|--------------------------------------------------------------------------------------------------------------------------------------------------|
| <b>CML</b>  | <b>Operating principle</b><br>Measuring light curtain                                                                                            |
| <b>7XXi</b> | <b>Series</b><br>720i: 720i series<br>730i: 730i series                                                                                          |
| <b>Y</b>    | <b>Device type</b><br>T: transmitter<br>R: receiver                                                                                              |
| <b>ZZ</b>   | <b>Beam spacing</b><br>05: 5 mm<br>10: 10 mm<br>20: 20 mm<br>40: 40 mm                                                                           |
| <b>AAAA</b> | Measurement field length [mm], dependent on beam spacing                                                                                         |
| <b>B</b>    | <b>Equipment</b><br>A: Axial connector outlet<br>R: Rear connector outlet                                                                        |
| <b>CCC</b>  | <b>Interface</b><br>L: IO-Link<br>/CN: CANopen<br>/PB: PROFIBUS<br>/PN: PROFINET<br>/CV: Analog current and voltage output<br>/D3: RS 485 Modbus |
| <b>DDD</b>  | <b>Special equipment</b><br>-PS: Power Setting                                                                                                   |
| <b>EEE</b>  | <b>Electrical connection</b><br>M12: M12 connector                                                                                               |
| <b>FFF</b>  | <b>-EX: Explosion protection</b>                                                                                                                 |

### Note



A list with all available device types can be found on the Leuze website at [www.leuze.com](http://www.leuze.com).

## Notes



### Observe intended use!



- ⚠ This product is not a safety sensor and is not intended as personnel protection.
- ⚠ The product may only be put into operation by competent persons.
- ⚠ Only use the product in accordance with its intended use.

### For UL applications:



- ⚠ For UL applications, use is only permitted in Class 2 circuits in accordance with the NEC (National Electric Code).
- ⚠ These proximity switches shall be used with UL Listed Cable assemblies rated 30V, 0.5A min, in the field installation, or equivalent (categories: CYJV/ CYJV7 or PVVA/PVVA7)

## Accessories

### Connection technology - Connection unit

|                                                                                   | Part no. | Designation           | Article        | Description                                                                                                                                                                                                                                                                                                                                                                                                                                         |
|-----------------------------------------------------------------------------------|----------|-----------------------|----------------|-----------------------------------------------------------------------------------------------------------------------------------------------------------------------------------------------------------------------------------------------------------------------------------------------------------------------------------------------------------------------------------------------------------------------------------------------------|
|  | 50144900 | MD 798i-11-82/L5-2222 | IO-Link master | Type: IO-Link master<br>Current consumption, max.: 11,000 mA<br>Switching outputs for each sensor connection: 1 Piece(s)<br>Switching output: Transistor, PNP<br>Interface: IO-Link, Automatic protocol detection, EtherNet IP, Modbus TCP, PROFINET<br>Connections: 12 Piece(s)<br>Sensor connections: 8 Piece(s)<br>Connections for voltage supply: 2 Piece(s)<br>Interface connections: 2 Piece(s)<br>Degree of protection: IP 67, IP 65, IP 69K |

### Connection technology - Connection cables



|                                                                                     | Part no. | Designation        | Article          | Description                                                                                                                                                                        |
|-------------------------------------------------------------------------------------|----------|--------------------|------------------|------------------------------------------------------------------------------------------------------------------------------------------------------------------------------------|
|  | 50135128 | KD S-M12-8A-P1-050 | Connection cable | Connection 1: Connector, M12, Axial, Female, A-coded, 8 -pin<br>Connector, LED: No<br>Connection 2: Open end<br>Shielded: Yes<br>Cable length: 5.000 mm<br>Sheathing material: PUR |

### Connection technology - Interconnection cables


|                                                                                     | Part no. | Designation                 | Article               | Description                                                                                                                                                                                                                                    |
|-------------------------------------------------------------------------------------|----------|-----------------------------|-----------------------|------------------------------------------------------------------------------------------------------------------------------------------------------------------------------------------------------------------------------------------------|
|  | 50129781 | KDS DN-M12-5A-M12-5A-P3-050 | Interconnection cable | Suitable for interface: DeviceNet, CANopen<br>Connection 1: Connector, M12, Axial, Female, A-coded, 5 -pin<br>Connection 2: Connector, M12, Axial, Male, A-coded, 5 -pin<br>Shielded: Yes<br>Cable length: 5,000 mm<br>Sheathing material: PUR |

## Accessories



### Mounting technology - Mounting brackets

|                                                                                  | Part no. | Designation    | Article              | Description                                                                                                                                                                                                               |
|----------------------------------------------------------------------------------|----------|----------------|----------------------|---------------------------------------------------------------------------------------------------------------------------------------------------------------------------------------------------------------------------|
|  | 50142900 | BT 700M.5-2SET | Mounting device set  | Design of mounting device: Bracket mounting<br>Fastening, at system: Through-hole mounting, T slotted hole<br>Mounting bracket, at device: Screw type, Sliding block<br>Type of mounting device: Rigid<br>Material: Steel |
|  | 429393   | BT-2HF         | Mounting bracket set | Fastening, at system: Through-hole mounting<br>Mounting bracket, at device: Clampable<br>Type of mounting device: Turning, 360°<br>Material: Metal, Plastic                                                               |

### Configuration devices

|                                                                                  | Part no. | Designation                  | Article         | Description                                                              |
|----------------------------------------------------------------------------------|----------|------------------------------|-----------------|--------------------------------------------------------------------------|
|  | 50121098 | SET MD12-US2-IL1.1<br>+ Zub. | Diagnostics set | Interface: USB<br>Connections: 2 Piece(s)<br>Degree of protection: IP 20 |

### Services

|                                                                                    | Part no. | Designation | Article          | Description                                                                                                                                                                                                                    |
|------------------------------------------------------------------------------------|----------|-------------|------------------|--------------------------------------------------------------------------------------------------------------------------------------------------------------------------------------------------------------------------------|
|  | S981001  | CS10-S-110  | Start-up support | Details: Performed at location of customer's choosing, duration: max. 10 hours.<br>Conditions: Devices and connection cables are already mounted, price not including travel costs and, if applicable, accommodation expenses. |
|  | S981005  | CS10-T-110  | Product training | Details: Location and content to be agreed upon, duration: max. 10 hours.<br>Conditions: Price not including travel costs and, if applicable, accommodation expenses.                                                          |

#### Note



A list with all available accessories can be found on the Leuze website in the Download tab of the article detailed page.