


## Technical data sheet Safety sensor/transmitter set

Part no.: 426303

MLD500-T2L-UDC-900-S2

### Contents


- Set consists of
- Technical data
- Suitable receivers
- Accessories



For illustration purposes only



## Set consists of

	Quantity	Part no.	Designation	Article	Description
	1	66502100	MLD500-T2L	Multiple light beam safety device transmitter	Special version: Integrated laser alignment aid Operating range: 0.5 ... 50 m Number of beams: 2 Piece(s) Beam spacing: 500 mm Connection: Connector, M12, Metal, 5 -pin

## Technical data

### Basic data

Series	MLD-UDC
Device type	Transmitter

### Special version

Special version	Integrated laser alignment aid
-----------------	--------------------------------

### Functions

Integrated laser alignment aid	Yes
Integrated status indicator	No

### Characteristic parameters

Type	4, IEC/EN 61496
SIL	3, IEC 61508
SILCL	3, IEC/EN 62061
Mission time $T_M$	20 years, EN ISO 13849-1
Category	4, EN ISO 13849

### Protective field data

Operating range	0.5 ... 50 m
-----------------	--------------

### Optical data

Number of beams	2 Piece(s)
Beam spacing	500 mm

### Mechanical data



Net weight	5,525 g
With device column	Yes
Column height without foot	900 mm

### Certifications

### Classification

Customs tariff number	85365019
ECLASS 5.1.4	27272703
ECLASS 8.0	27272703
ECLASS 9.0	27272703
ECLASS 10.0	27272703
ECLASS 12.0	27272703
ECLASS 13.0	27272703
ECLASS 14.0	27272703
ECLASS 15.0	27272703
ECLASS 16.0	27272703
ETIM 5.0	EC001832
ETIM 6.0	EC001832
ETIM 7.0	EC001832
ETIM 8.0	EC001832
ETIM 9.0	EC001832
ETIM 10.0	EC001832
UNSPSC 26.08	32151804

## Suitable receivers

	Part no.	Designation	Article	Description
	426302	MLD520-R2L-UDC-900-S2	Safety sensor/receiver set	Special version: Reflective element for laser alignment aid Number of beams: 2 Piece(s) Beam spacing: 500 mm
	426539	MLD530-R2LM-UDC-900-S2	Safety sensor/receiver set	Special version: Integrated muting indicator, Reflective element for laser alignment aid Number of beams: 2 Piece(s) Beam spacing: 500 mm

## Accessories

### Connection technology - Connection cables

	Part no.	Designation	Article	Description
	50133860	KD S-M12-5A-P1-050	Connection cable	Application: Oil and lubricant resistant Connection 1: Connector, M12, Axial, Female, A-coded, 5 -pin Connector, LED: No Connection 2: Open end Shielded: Yes Cable length: 5,000 mm Sheathing material: PUR

#### Note



A list with all available accessories can be found on the Leuze website in the Download tab of the article detailed page.