

Technical data sheet

Energetic diffuse sensor

Part no.: 50122727
ET328.3/4P

Contents

- Technical data
- Dimensioned drawings
- Electrical connection
- Diagrams
- Operation and display
- Part number code
- Notes
- Further information
- Accessories



For illustration purposes only



Technical data

Basic data

| | |
|---------------------|------------------------------|
| Series | 328 |
| Operating principle | Diffuse reflection principle |

Optical data

| | |
|----------------------------------|--------------------------------------|
| Operating range | Guaranteed operating range |
| Operating range, white 90% | 0.001 ... 0.7 m |
| Operating range, gray 50% | 0.001 ... 0.59 m |
| Operating range, gray 18% | 0.003 ... 0.39 m |
| Operating range, black 6% | 0.005 ... 0.28 m |
| Operating range limit, white 90% | 0.001 ... 1 m |
| Operating range limit, gray 50% | 0.001 ... 0.85 m |
| Operating range limit, gray 18% | 0.003 ... 0.55 m |
| Operating range limit, black 6% | 0.005 ... 0.4 m |
| Operating range limit | Typical operating range |
| Light source | LED, Red |
| Wavelength | 620 nm |
| Transmitted-signal shape | Pulsed |
| LED group | Exempt group (in acc. with EN 62471) |

Electrical data

| | |
|--------------------|---|
| Protective circuit | Polarity reversal protection Short circuit protected |
|--------------------|---|

Performance data

| | |
|----------------------|--|
| Supply voltage U_B | 10 ... 30 V, DC, Incl. residual ripple |
| Residual ripple | 0 ... 15 %, From U_B |
| Open-circuit current | 0 ... 20 mA |

Outputs

| | |
|-------------------------------------|------------|
| Number of digital switching outputs | 2 Piece(s) |
|-------------------------------------|------------|

Switching outputs

| | |
|-------------------------|---|
| Type | Digital switching output |
| Voltage type | DC |
| Switching current, max. | 100 mA |
| Switching voltage | high: $\geq(U_B - 2.5V)$ low: $\leq 2.5 V$ |

Switching output 1

| | |
|---------------------|-----------------|
| Switching element | Transistor, PNP |
| Switching principle | Light switching |

Switching output 2

| | |
|---------------------|-----------------|
| Switching element | Transistor, PNP |
| Switching principle | Dark switching |

Time behavior

| | |
|---------------------|--------|
| Switching frequency | 500 Hz |
| Response time | 1 ms |
| Readiness delay | 300 ms |

Connection

| | |
|-----------------------|------------|
| Number of connections | 1 Piece(s) |
|-----------------------|------------|

Connection 1

| | |
|----------------------|------------------------------|
| Function | Signal OUT Voltage supply |
| Type of connection | Cable |
| Cable length | 2,000 mm |
| Sheathing material | PUR |
| Cable color | Black |
| Number of conductors | 4 -wire |
| Wire cross section | 0.2 mm ² |

Mechanical data

| | |
|--------------------------------------|----------------------------|
| Dimension ($\varnothing \times L$) | 18 mm x 46 mm |
| Thread size | M18 x 1 mm |
| Housing material | Plastic Stainless steel |
| Stainless steel housing | V2A |
| Plastic housing | ABS |
| Lens cover material | Plastic |
| Net weight | 40 g |
| Housing color | Black Silver |

Operation and display

| | |
|----------------------|--------------|
| Type of display | LED |
| Number of LEDs | 1 Piece(s) |
| Operational controls | Teach button |

Environmental data

| | |
|--------------------------------|---------------|
| Ambient temperature, operation | -40 ... 60 °C |
| Ambient temperature, storage | -40 ... 70 °C |

Certifications

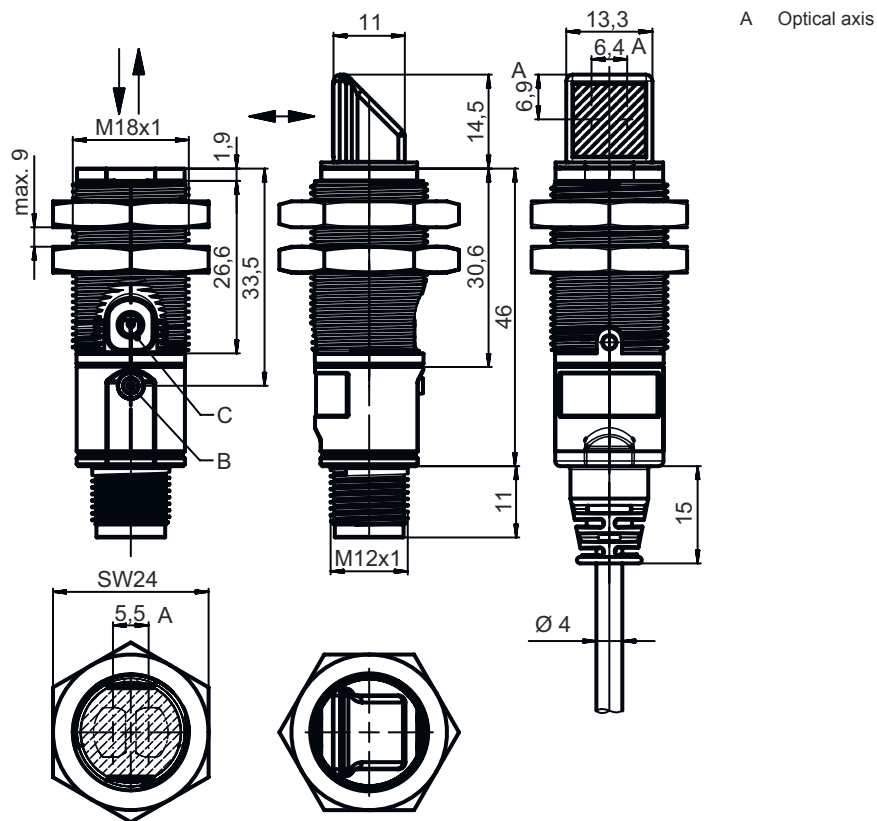
| | |
|----------------------|---------------|
| Degree of protection | IP 67 |
| Protection class | III |
| Approvals | c UL US |
| Standards applied | IEC 60947-5-2 |

Classification

| | |
|-----------------------|----------|
| Customs tariff number | 85365019 |
| ECLASS 5.1.4 | 27270903 |
| ECLASS 8.0 | 27270903 |
| ECLASS 9.0 | 27270903 |
| ECLASS 10.0 | 27270903 |
| ECLASS 11.0 | 27270903 |
| ECLASS 12.0 | 27270903 |
| ECLASS 13.0 | 27270903 |
| ECLASS 14.0 | 27270903 |
| ECLASS 15.0 | 27270903 |
| ECLASS 16.0 | 27270903 |
| ETIM 5.0 | EC001821 |
| ETIM 6.0 | EC001821 |
| ETIM 7.0 | EC001821 |
| ETIM 8.0 | EC001821 |
| ETIM 9.0 | EC001821 |
| ETIM 10.0 | EC001821 |
| UNSPSC 26.08 | 39121528 |

Dimensioned drawings

All dimensions in millimeters



Electrical connection

Connection 1

| | |
|----------------------|------------------------------|
| Function | Signal OUT Voltage supply |
| Type of connection | Cable |
| Cable length | 2,000 mm |
| Sheathing material | PUR |
| Cable color | Black |
| Number of conductors | 4 -wire |
| Wire cross section | 0.2 mm ² |

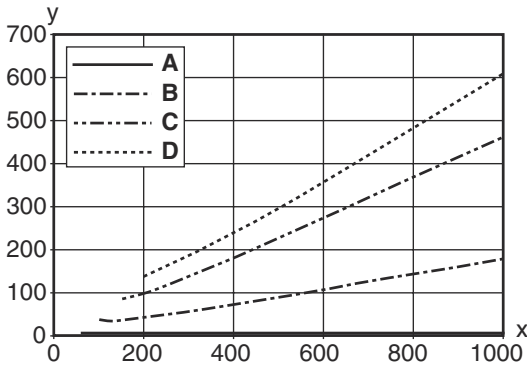
Conductor color

Conductor assignment

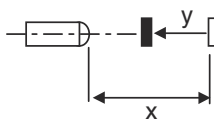
| | |
|-------|-------|
| Brown | V+ |
| White | OUT 2 |
| Blue | GND |
| Black | OUT 1 |

Diagrams

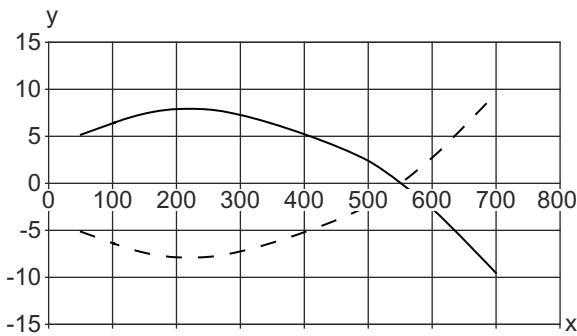
Typ. black/white behavior



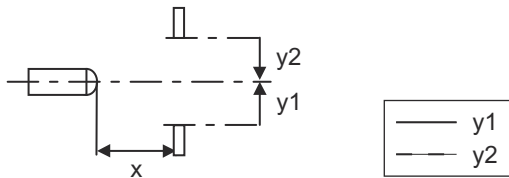
x Range [mm]
 y Reduction of range [mm]
 A White 90%
 B Gray 50%
 C Gray 18%
 D Black 6%



Typ. response behavior (white 90%)



x Distance [mm]
 y Misalignment [mm]



Operation and display

| LED | Display | Meaning |
|-----|--------------------------|-----------------------|
| 1 | Green, continuous light | Operational readiness |
| | Yellow, continuous light | Object detected |

Part number code

Part designation: XXX328BY-AAAF.BB/CC-DDD

| | |
|---------------|--|
| XXX328 | Operating principle PRK: Retro-reflective photoelectric sensor with polarization filter ET: energetic diffuse reflection sensor FT: diffuse reflection sensor with fading LE: Throughbeam photoelectric sensor receiver LS: throughbeam photoelectric sensor transmitter |
| Y | Light type n/a: red light I: infrared light |
| AAAF | Preset range (optional) n/a: operating range acc. to data sheet xxxF: Preset range [mm] |
| BB | Equipment n/a: axial optics W: 90° angular optics 3: teach-in via button |
| CC | Switching output / function (OUT1 = pin 4, OUT2 = pin 2): 4: PNP transistor output, light switching P: PNP transistor output, dark switching 2: NPN transistor output, light switching N: NPN transistor output, dark switching 9: input for transmitter deactivation (deactivation with HIGH signal) D: Input for transmitter deactivation (deactivation with LOW signal) X: pin not used |
| DDD | Electrical connection n/a: cable, standard length 2000 mm, 4-wire M12: M12 connector, 4-pin (plug) |

Note



A list with all available device types can be found on the Leuze website at www.leuze.com.

Notes



Observe intended use!



- ⌘ This product is not a safety sensor and is not intended as personnel protection.
- ⌘ The product may only be put into operation by competent persons.
- ⌘ Only use the product in accordance with its intended use.

For UL applications:




- ⌘ For UL applications, use is only permitted in Class 2 circuits in accordance with the NEC (National Electric Code).
- ⌘ These proximity switches shall be used with UL Listed Cable assemblies rated 30V, 0.5A min, in the field installation, or equivalent (categories: CYJV/ CYJV7 or PVVA/PVVA7)

Further information


- Sum of the output currents for both outputs, 50 mA for ambient temperatures > 40 °C
- With the set scanning range, a tolerance of the operating range is possible depending on the reflection properties of the material surface.

Accessories



Mounting technology - Mounting brackets

| | Part no. | Designation | Article | Description |
|--|----------|-------------|------------------|--|
|  | 50113548 | BT D18M.5 | Mounting bracket | Diameter, inner: 18 mm Design of mounting device: Angle, L-shape Fastening, at system: Through-hole mounting Mounting bracket, at device: Screw type Type of mounting device: Rigid Material: Stainless steel |

Mounting technology - Rod mounts

| | Part no. | Designation | Article | Description |
|--|----------|--------------|-----------------|--|
|  | 50117490 | BTU D18M-D12 | Mounting system | Design of mounting device: Mounting system Fastening, at system: Through-hole mounting Mounting bracket, at device: Screw type Type of mounting device: Clampable, Adjustable, Turning, 360° Material: Metal |

Mounting technology - Other

| | Part no. | Designation | Article | Description |
|--|-------------|-------------|---------------------------|--|
|  | 50083189 | BT 318-ARH | Adjustment fastening part | Design of mounting device: Mounting plate Fastening, at system: Through-hole mounting Mounting bracket, at device: Screw type Type of mounting device: Swiveling, Adjustable Material: Metal Shock absorber: No |
|  | 50126631 ** | BT 328M | Fastening | Contains: 2x M18 mounting nut Design of mounting device: Mounting clamp Fastening, at system: For 18 mm rod, Through-hole mounting Mounting bracket, at device: Screw type Type of mounting device: Turning, 360° Material: Stainless steel Shock absorber: No |

** Included in delivery contents

Note



A list with all available accessories can be found on the Leuze website in the Download tab of the article detailed page.