

## Technical data sheet

### Multiple light beam safety device receiver

Part no.: 66036200

MLD310-R3L



#### Contents

- Technical data
- Dimensioned drawings
- Electrical connection
- Operation and display
- Suitable transmitters
- Part number code
- Accessories



## Technical data

### Basic data

|             |          |
|-------------|----------|
| Series      | MLD 300  |
| Device type | Receiver |

### Special version

|                 |  |
|-----------------|--|
| Special version | Reflective element for laser alignment aid |
|-----------------|--|

### Functions

|  |                   |
|--|-------------------|
| Functions                                  | Automatic restart |
| Reflective element for laser alignment aid | Yes               |
| Integrated muting indicator                | No                |
| Integrated status indicator                | No                |

### Characteristic parameters

|                             |                           |
|-----------------------------|---------------------------|
| Type                        | 2, IEC/EN 61496           |
| SIL                         | 1, IEC 61508              |
| SILCL                       | 1, IEC/EN 62061           |
| Performance Level (PL)      | c, EN ISO 13849-1         |
| MTTF <sub>d</sub>           | 204 years, EN ISO 13849-1 |
| PFH <sub>D</sub>            | 1.2E-08 per hour          |
| Mission time T <sub>M</sub> | 20 years, EN ISO 13849-1  |
| Category                    | 3, EN ISO 13849           |

### Optical data

|                 |            |
|-----------------|------------|
| Number of beams | 3 Piece(s) |
| Beam spacing    | 400 mm     |

### Electrical data

|                    |   |
|--------------------|---|
| Protective circuit | Overvoltage protection<br>Short circuit protected |
|--------------------|---|

#### Performance data

|                               |                               |
|-------------------------------|-------------------------------|
| Supply voltage U <sub>B</sub> | 24 V, DC, -20 ... 20 %        |
| Current consumption, max.     | 150 mA, Without external load |
| Fuse                          | External with max. 3 A        |

#### Outputs

|  |            |
|--|------------|
| Number of safety-related switching outputs (OSSDs) | 2 Piece(s) |
|--|------------|

#### Safety-related switching outputs

|                              |                                      |
|------------------------------|--------------------------------------|
| Type                         | Safety-related switching output OSSD |
| Switching voltage high, min. | 18.2 V                               |
| Switching voltage low, max.  | 2.5 V                                |
| Switching voltage, type.     | 23 V                                 |
| Voltage type                 | DC                                   |
| Current load, max.           | 380 mA                               |
| Load inductivity             | 2,200,000 µH                         |
| Load capacity                | 0.3 µF                               |
| Residual current, max.       | 0.2 mA                               |
| Residual current, type.      | 0.002 mA                             |
| Voltage drop                 | 1 V                                  |

#### Safety-related switching output 1

|                   |                     |
|-------------------|---------------------|
| Assignment        | Connection 1, pin 2 |
| Switching element | Transistor, PNP     |

#### Safety-related switching output 2

|                   |                     |
|-------------------|---------------------|
| Assignment        | Connection 1, pin 4 |
| Switching element | Transistor, PNP     |

### Time behavior

|                    |        |
|--------------------|--------|
| Response time      | 25 ms  |
| Restart delay time | 100 ms |

### Connection

|                       |            |
|-----------------------|------------|
| Number of connections | 1 Piece(s) |
|-----------------------|------------|

#### Connection 1

|                    |                   |
|--------------------|-------------------|
| Function           | Machine interface |
| Type of connection | Connector         |
| Thread size        | M12               |
| Material           | Metal             |
| No. of pins        | 5 -pin            |

#### Cable properties

|  |                      |
|--|----------------------|
| Permissible conductor cross section, type. | 0.25 mm <sup>2</sup> |
| Length of connection cable, max.           | 100 m                |
| Permissible cable resistance to load, max. | 200 Ω                |

### Mechanical data

|                       |                                 |
|-----------------------|---------------------------------|
| Dimension (W x H x L) | 52 mm x 900 mm x 64.7 mm        |
| Housing material      | Metal                           |
| Metal housing         | Aluminum                        |
| Lens cover material   | Plastic / PMMA                  |
| Material of end caps  | Diecast zinc                    |
| Net weight            | 2,000 g                         |
| Housing color         | Yellow, RAL 1021                |
| Type of fastening     | Groove mounting<br>Swivel mount |

### Operation and display

|                 |            |
|-----------------|------------|
| Type of display | LED        |
| Number of LEDs  | 1 Piece(s) |

### Environmental data

|                                    |               |
|------------------------------------|---------------|
| Ambient temperature, operation     | -30 ... 55 °C |
| Ambient temperature, storage       | -40 ... 75 °C |
| Relative humidity (non-condensing) | 0 ... 95 %    |

### Certifications

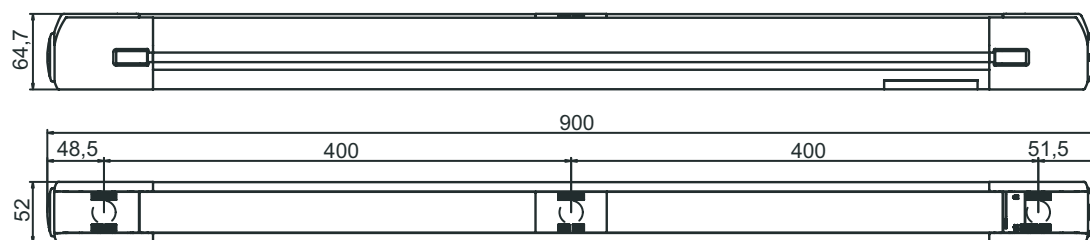
|                      |                                      |
|----------------------|--------------------------------------|
| Degree of protection | IP 67                                |
| Protection class     | III                                  |
| Approvals            | c CSA US<br>c TÜV NRTL US<br>TÜV Süd |
| US patents           | US 6,418,546 B<br>US 7,741,595 B     |

## Technical data

|                       |          |
|-----------------------|----------|
| Customs tariff number | 85365019 |
| ECLASS 5.1.4          | 27272703 |
| ECLASS 8.0            | 27272703 |
| ECLASS 9.0            | 27272703 |
| ECLASS 10.0           | 27272703 |
| ECLASS 12.0           | 27272703 |
| ECLASS 13.0           | 27272703 |
| ECLASS 14.0           | 27272703 |
| ECLASS 15.0           | 27272703 |
| ECLASS 16.0           | 27272703 |
| ETIM 5.0              | EC001832 |
| ETIM 6.0              | EC001832 |
| ETIM 7.0              | EC001832 |
| ETIM 8.0              | EC001832 |
| ETIM 9.0              | EC001832 |
| ETIM 10.0             | EC001832 |
| UNSPSC 26.08          | 32151804 |

## Dimensioned drawings

All dimensions in millimeters

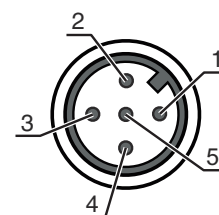


## Electrical connection

### Connection 1

|                    |                   |
|--------------------|-------------------|
| Function           | Machine interface |
| Type of connection | Connector         |
| Thread size        | M12               |
| Type               | Male              |
| Material           | Metal             |
| No. of pins        | 5 -pin            |
| Encoding           | A-coded           |


| Pin | Pin assignment | Conductor color |
|-----|----------------|-----------------|
| 1   | +24 V          | Brown           |
| 2   | OSSD1          | White           |
| 3   | 0 V            | Blue            |
| 4   | OSSD2          | Black           |
| 5   | n.c.           | Gray            |



## Operation and display

| LED | Display                 | Meaning  |
|-----|-------------------------|--|
| 1   | Red, continuous light   | OSSD off.  |
|     | Green, continuous light | OSSD on  |
|     | Red, flashing, 1 Hz     | External error                                       |
|     | Red, flashing, 10 Hz    | Internal error                                       |
|     | Green, flashing, 1 Hz   | Weak signal, device not optimally aligned or soiled. |

## Suitable transmitters

|   | Part no. | Designation | Article                                       | Description  |
|---|----------|-------------|---|--|
|  | 66002200 | MLD300-T3L  | Multiple light beam safety device transmitter | Special version: Integrated laser alignment aid<br>Operating range: 0.5 ... 50 m<br>Number of beams: 3 Piece(s)<br>Beam spacing: 400 mm<br>Connection: Connector, M12, Metal, 5 -pin |

## Part number code

Part designation: **MLD**xxy-zab/t

| <b>MLD</b> | <b>Multiple light beam safety device</b>  |
|------------|---|
| <b>x</b>   | <b>Series</b><br>3: MLD 300<br>5: MLD 500   |
| <b>yy</b>  | <b>Function classes</b><br>00: transmitter<br>10: automatic restart<br>12: external testing<br>20: EDM/RES<br>30: muting<br>35: timing controlled 4-sensor muting   |
| <b>z</b>   | <b>Device type</b><br>T: transmitter<br>R: receiver<br>RT: transceiver<br>xT: transmitter with high range<br>xR: receiver for high range  |
| <b>a</b>   | Number of beams   |
| <b>b</b>   | <b>Option</b><br>L: integrated laser alignment aid (for transmitter/receiver)<br>M: integrated status indicator (MLD 320, MLD 520) or integrated status and muting indicator (MLD 330, MLD 335, MLD 510/A, MLD 530, MLD 535)<br>E: Connection socket for external muting indicator (AS-i models only) |
| <b>/t</b>  | <b>Safety-related switching outputs (OSSDs), connection technology</b><br>-: transistor output, M12 plug<br>A: Integrated AS-i interface, M12 plug, (safety bus system)   |



### Note



A list with all available device types can be found on the Leuze website at [www.leuze.com](http://www.leuze.com).

## Accessories

### Connection technology - Connection cables

|   | Part no. | Designation        | Article          | Description   |
|---|----------|--------------------|------------------|---|
| <br><br> | 50133859 | KD S-M12-5A-P1-020 | Connection cable | Application: Oil and lubricant resistant<br>Connection 1: Connector, M12, Axial, Female, A-coded, 5 -pin<br>Connector, LED: No<br>Connection 2: Open end<br>Shielded: Yes<br>Cable length: 2,000 mm<br>Sheathing material: PUR  |
| <br><br> | 50133860 | KD S-M12-5A-P1-050 | Connection cable | Application: Oil and lubricant resistant<br>Connection 1: Connector, M12, Axial, Female, A-coded, 5 -pin<br>Connector, LED: No<br>Connection 2: Open end<br>Shielded: Yes<br>Cable length: 5,000 mm<br>Sheathing material: PUR  |
| <br><br> | 50136146 | KD S-M12-5A-P1-250 | Connection cable | Application: Oil and lubricant resistant<br>Connection 1: Connector, M12, Axial, Female, A-coded, 5 -pin<br>Connector, LED: No<br>Connection 2: Open end<br>Shielded: Yes<br>Cable length: 25,000 mm<br>Sheathing material: PUR |

## Services

|   | Part no. | Designation | Article           | Description  |
|---|----------|-------------|-------------------|--|
|  | S981050  | CS40-I-140  | Safety inspection | Details: Checking of a safety light barrier application in accordance with current standards and guidelines. Inclusion of the device and machine data in a database, production of a test log per application.<br>Conditions: It must be possible to stop the machine, support provided by customer's employees and access to the machine for Leuze employees must be ensured. |
|  | S981046  | CS40-S-140  | Start-up support  | Details: For safety devices including stopping time measurement and initial inspection.<br>Conditions: Devices and connection cables are already mounted, price not including travel costs and, if applicable, accommodation expenses.   |

### Note



A list with all available accessories can be found on the Leuze website in the Download tab of the article detailed page.