

Technical data sheet

Light curtain transmitter

Part no.: 50119515
CML720i-T20-1750.R-M12



Contents

- Technical data
- Dimensioned drawings
- Electrical connection
- Operation and display
- Suitable receivers
- Part number code
- Notes
- Accessories



Technical data

Basic data

Series	720
Operating principle	Throughbeam principle
Device type	Transmitter
Contains	Accessories for the use of the BT-2R1
Application	Object measurement

Special version

Special version	Crossed-beam scanning
	Diagonal-beam scanning
	Parallel-beam scanning

Optical data

Operating range	0.3 ... 7 m
Operating range limit	0.2 ... 9 m
Measurement field length	1,750 mm
Number of beams	88 Piece(s)
Beam spacing	20 mm
Light source	LED, Infrared
Wavelength	940 nm

Measurement data

Minimum object diameter	30 mm
-------------------------	-------

Electrical data

Protective circuit	Polarity reversal protection
	Short circuit protected
	Transient protection

Performance data

Supply voltage U_B	18 ... 30 V, DC
Residual ripple	0 ... 15 %, From U_B
Open-circuit current	0 ... 350 mA, The specified values refer to the entire package consisting of transmitter and receiver.

Time behavior

Readiness delay	450 ms
Cycle time	3.04 ms

Connection

Number of connections	1 Piece(s)
Plug outlet	Rear side

Connection 1

Function	Connection to receiver
	Sync-input
	Voltage supply
Type of connection	Connector
Thread size	M12
Type	Male
Material	Metal
No. of pins	5 -pin
Encoding	A-coded

Mechanical data

Design	Cubic
Dimension (W x H x L)	29 mm x 35.4 mm x 1,783 mm
Housing material	Metal
Metal housing	Aluminum
Lens cover material	Plastic
Net weight	1,900 g
Housing color	Silver
Type of fastening	Groove mounting
	Via optional mounting device

Operation and display

Type of display	LED
Number of LEDs	1 Piece(s)

Environmental data

Ambient temperature, operation	-30 ... 60 °C
Ambient temperature, storage	-40 ... 70 °C

Certifications

Degree of protection	IP 65
Protection class	III
Approvals	c UL US
Standards applied	IEC 60947-5-2

Classification

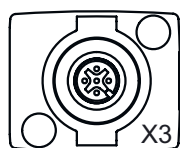
Customs tariff number	90314990
ECLASS 5.1.4	27270910
ECLASS 8.0	27270910
ECLASS 9.0	27270910
ECLASS 10.0	27270910
ECLASS 11.0	27270910
ECLASS 12.0	27270910
ECLASS 13.0	27270910
ECLASS 14.0	27270910
ECLASS 15.0	27270910
ECLASS 16.0	27270910
ETIM 5.0	EC002549
ETIM 6.0	EC002549
ETIM 7.0	EC002549
ETIM 8.0	EC002549
ETIM 9.0	EC002549
ETIM 10.0	EC002549
UNSPSC 26.08	39121528

Dimensioned drawings

All dimensions in millimeters



- | | | | |
|---|----------------------------------|---|------------------------|
| A | Beam spacing 20 mm | L | Profile length 1768 mm |
| B | Measurement field length 1750 mm | T | Transmitter |
| F | M6 thread | R | Receiver |
| G | Fastening groove | Y | 5 mm |



Electrical connection

Connection 1

Function	Connection to receiver
	Sync-input
	Voltage supply
Type of connection	Connector
Thread size	M12
Type	Male
Material	Metal
No. of pins	5 -pin
Encoding	A-coded

Pin Pin assignment





1	FE/SHIELD
2	V+
3	GND
4	RS 485 Tx+
5	RS 485 Tx-



Operation and display

LED	Display	Meaning
1	Green, continuous light	Continuous mode
	Off	No communication with the receiver / waiting for trigger
	green, flashing in sync with the measurement	Measurement frequency display

Suitable receivers

	Part no.	Designation	Operating range Operating range limit	Description
	50119969	CML720i-R20-1750.R/CN-M12	0.3 ... 7 m 0.2 ... 9 m	Interface: CANopen Connection: Connector, M12, Rear side, 8 -pin
	50120188	CML720i-R20-1750.R/CV-M12	0.3 ... 7 m 0.2 ... 9 m	Analog outputs: 2 Piece(s), Voltage, Current Connection: Connector, M12, Rear side, 8 -pin
	50123640	CML720i-R20-1750.R/D3-M12	0.3 ... 7 m 0.2 ... 9 m	Interface: RS 485 Modbus Connection: Connector, M12, Rear side, 8 -pin
	50120104	CML720i-R20-1750.R/L-M12	0.3 ... 7 m 0.2 ... 9 m	Interface: IO-Link Connection: Connector, M12, Rear side, 8 -pin

Suitable receivers

	Part no.	Designation	Operating range Operating range limit	Description
	50123026	CML720i-R20-1750.R/PB-M12	0.3 ... 7 m 0.2 ... 9 m	Interface: PROFIBUS DP Connection: Connector, M12, Rear side, 8 -pin
	50131961	CML720i-R20-1750.R/PN-M12	0.3 ... 7 m 0.2 ... 9 m	Interface: PROFINET Connection: Connector, M12, Rear side, 8 -pin

Part number code

Part designation: CML7XXi-YYZ-AAAA.BCCDDDD-EEEEFF

CML	Operating principle Measuring light curtain
7XXi	Series 720i: 720i series 730i: 730i series
Y	Device type T: transmitter R: receiver
ZZ	Beam spacing 05: 5 mm 10: 10 mm 20: 20 mm 40: 40 mm
AAAA	Measurement field length [mm], dependent on beam spacing
B	Equipment A: Axial connector outlet R: Rear connector outlet
CCC	Interface L: IO-Link /CN: CANopen /PB: PROFIBUS /PN: PROFINET /CV: Analog current and voltage output /D3: RS 485 Modbus
DDD	Special equipment -PS: Power Setting
EEE	Electrical connection M12: M12 connector
FFF	-EX: Explosion protection

Note



A list with all available device types can be found on the Leuze website at www.leuze.com.

Notes



Observe intended use!



- ⚠ This product is not a safety sensor and is not intended as personnel protection.
- ⚠ The product may only be put into operation by competent persons.
- ⚠ Only use the product in accordance with its intended use.

For UL applications:



- ⚠ For UL applications, use is only permitted in Class 2 circuits in accordance with the NEC (National Electric Code).
- ⚠ These proximity switches shall be used with UL Listed Cable assemblies rated 30V, 0.5A min, in the field installation, or equivalent (categories: CYJV/ CYJV7 or PVVA/PVVA7)

Accessories


Connection technology - Interconnection cables

	Part no.	Designation	Article	Description
	50129781	KDS DN-M12-5A-M12-5A-P3-050	Interconnection cable	Application: Oil and lubricant resistant Suitable for interface: DeviceNet, CANopen Connection 1: Connector, M12, Axial, Female, A-coded, 5 -pin Connection 2: Connector, M12, Axial, Male, A-coded, 5 -pin Shielded: Yes Cable length: 5,000 mm Sheathing material: PUR

Mounting technology - Mounting brackets

	Part no.	Designation	Article	Description
	50142900	BT 700M.5-2SET	Mounting device set	Contains: 2x mounting brackets, 1 teach template, 4 M6 x 10 screws Design of mounting device: Bracket mounting Fastening, at system: Through-hole mounting, T slotted hole Mounting bracket, at device: Screw type, Sliding block Type of mounting device: Rigid Material: Steel

Mounting technology - Swivel mounts

	Part no.	Designation	Article	Description
	429029	BT-2RG	Mounting bracket set	Contains: 2x BT-R swivel mount, 2 cylinders for mounting on the light curtain Fastening, at system: Through-hole mounting Mounting bracket, at device: Clampable Type of mounting device: Turning, 360° Material: Metal, Plastic

Accessories

Configuration devices

	Part no.	Designation	Article	Description
	50121098	SET MD12-US2-IL1.1 + Zub.	Diagnostics set	Supply voltage: DC Interface: USB Connections: 2 Piece(s) Degree of protection: IP 20

Services

	Part no.	Designation	Article	Description
	S981001	CS10-S-110	Start-up support	Details: Performed at location of customer's choosing, duration: max. 10 hours. Conditions: Devices and connection cables are already mounted, price not including travel costs and, if applicable, accommodation expenses.
	S981005	CS10-T-110	Product training	Details: Location and content to be agreed upon, duration: max. 10 hours. Conditions: Price not including travel costs and, if applicable, accommodation expenses.

Note



A list with all available accessories can be found on the Leuze website in the Download tab of the article detailed page.