

## Technical data sheet

### Safety light curtain transmitter

Part no.: 72000315  
ELC100T30-1500



For illustration purposes only

#### Contents

- Technical data
- Dimensioned drawings
- Electrical connection
- Circuit diagrams
- Operation and display
- Suitable receivers
- Part number code
- Notes
- Accessories



Technical data

Basic data

Series	ELC100
Device type	Transmitter
Contains	2x sliding block
Application	Hand protection

Characteristic parameters

Type	4, IEC/EN 61496
SIL	3, IEC 61508
SILCL	3, IEC/EN 62061
Mission time T <sub>M</sub>	20 years, EN ISO 13849-1

Protective field data

Resolution	30 mm
Protective field height	1,500 mm
Operating range	0.5 ... 6 m

Optical data

Synchronization	Optical between transmitter and receiver
Light source	LED, Infrared
Wavelength	940 nm
Transmitted-signal shape	Pulsed
LED risk group	Exempt group (in acc. with EN 62471:2008)

Electrical data

Protective circuit	Overvoltage protection Short circuit protected
--------------------	---

Performance data

Supply voltage U <sub>B</sub>	24 V, DC, -20 ... 20 %
Current consumption, max.	50 mA

Connection

Number of connections	1 Piece(s)
Connection 1	
Function	Machine interface
Type of connection	Cable with connector
Cable length	300 mm
Sheathing material	PUR
Number of conductors	4 -wire
Thread size	M12
Material	Metal
No. of pins	4 -pin
Cable properties	
Permissible conductor cross section, type.	0.25 mm <sup>2</sup>
Length of connection cable, max.	25 m
Permissible cable resistance to load, max.	20 Ω

Mechanical data

Dimension (W x H x L)	34.7 mm x 1,515 mm x 39.3 mm
Housing material	Metal
Metal housing	Aluminum
Lens cover material	Plastic / PMMA
Material of end caps	Diecast zinc
Net weight	2,110 g
Housing color	Yellow, RAL 1021
Type of fastening	Groove mounting Mounting brackets

Operation and display

Type of display	LED
Number of LEDs	2 Piece(s)

Environmental data

Ambient temperature, operation	0 ... 50 °C
Ambient temperature, storage	-30 ... 70 °C
Relative humidity (non-condensing)	0 ... 95 %

Certifications

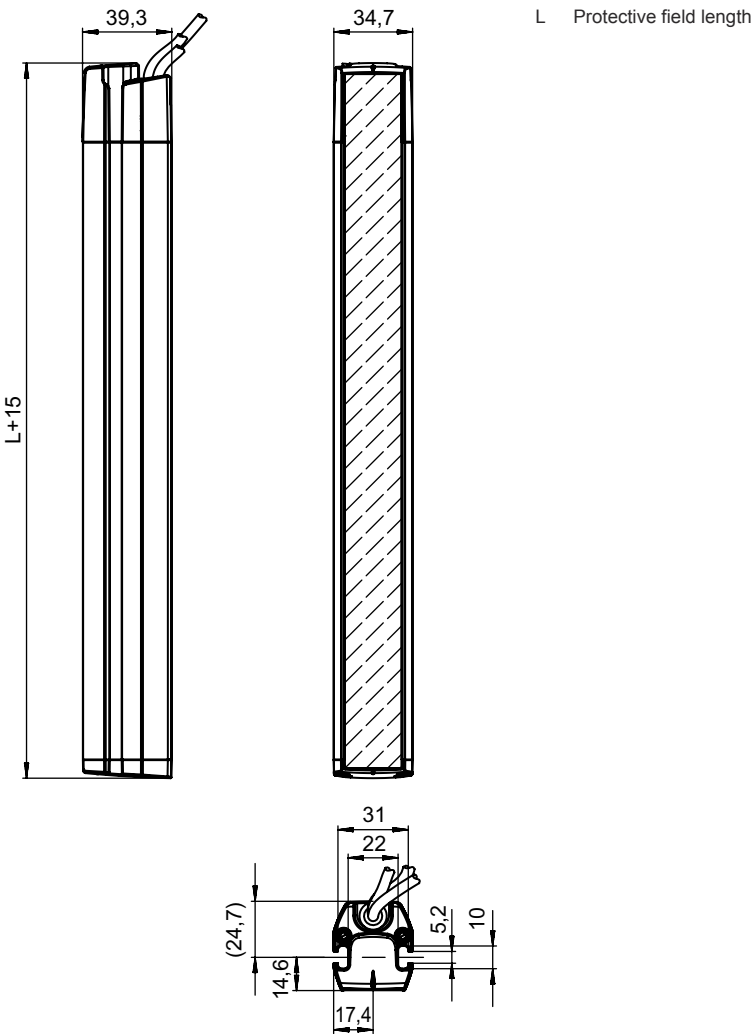
Degree of protection	IP 65
Protection class	III
Approvals	c UL US KCs TÜV Süd
Vibration resistance	50 m/s <sup>2</sup>
US patents	US 6,418,546 B

Classification

Customs tariff number	85365019
ECLASS 5.1.4	27272704
ECLASS 8.0	27272704
ECLASS 9.0	27272704
ECLASS 10.0	27272704
ECLASS 11.0	27272704
ECLASS 12.0	27272704
ECLASS 13.0	27272704
ECLASS 14.0	27272704
ETIM 5.0	EC002549
ETIM 6.0	EC002549
ETIM 7.0	EC002549
ETIM 8.0	EC002549
ETIM 9.0	EC002549

Dimensioned drawings

All dimensions in millimeters



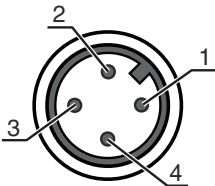
Electrical connection

Connection 1

Function	Machine interface
Type of connection	Cable with connector
Cable length	300 mm
Sheathing material	PUR
Cable color	Black
Number of conductors	4 -wire
Wire cross section	0.2 mm²
Thread size	M12
Type	Male
Material	Metal
No. of pins	4 -pin

Electrical connection

Pin	Pin assignment
1	+24 V
2	n.c.
3	0 V
4	n.c.



Circuit diagrams

Connection diagram transmitter



Operation and display

LED	Display	Meaning
1	Red, flashing	Error
	Flash sequence 2x ON/OFF (250 ms), followed by a pause (750 ms)	Connection error
	Red, flashing, 10 Hz	Device error
2	Off	Device switched off
	On	Device switched on

Suitable receivers

	Part no.	Designation	Article	Description
	72001315	ELC110R30-1500	Safety light curtain receiver	Resolution: 30 mm Protective field height: 1.500 mm Response time: 11.4 ms Connection: Cable with connector, M12, Metal, 4 -pin, 200 mm, PUR

Part number code

Part designation: ELC1yyzaa-hhhh


ELC	Safety light curtain
x	1: ELC100
yy	00: transmitter 10: receiver – automatic restart
z	Device type T: transmitter R: receiver
a	Resolution 17: 17 mm 30: 30 mm
hhhh	Protective field height 300 ... 1500: from 300 mm to 1500 mm


Note



A list with all available device types can be found on the Leuze website at [www.leuze.com](http://www.leuze.com).

Notes

 Observe intended use!




The product may only be put into operation by competent persons.

Only use the product in accordance with its intended use.

Accessories


Connection technology - Connection cables

	Part no.	Designation	Article	Description
	50133860	KD S-M12-5A-P1-050	Connection cable	Connection 1: Connector, M12, Axial, Female, A-coded, 5 -pin Connector, LED: No Connection 2: Open end Shielded: Yes Cable length: 5.000 mm Sheathing material: PUR


Mounting technology - Other

	Part no.	Designation	Article	Description
	424439	BT-2P45	Mounting bracket	Bore hole 1: M6 Bore hole 2: M6 Design of mounting device: Mounting clamp Fastening, at system: Groove mounting Mounting bracket, at device: Groove mounting Type of mounting device: Clampable, Suitable for mounting in UDC-S2, DC-S2 device columns Material: Metal



Accessories


	Part no.	Designation	Article	Description
	424432	BT-2SB05	Mounting bracket set	Design of mounting device: Mounting clamp Fastening, at system: Through-hole mounting Mounting bracket, at device: Clampable, On the lateral C-groove Type of mounting device: Swiveling Swivel range: -8 ... 8 ° Material: Metal

Deflecting mirrors

	Part no.	Designation	Article	Description
	529615	UM60-1500	Deflecting mirror	Dimensions: 25 mm x 1,570 mm x 68 mm Protected field height up to: 1,500 mm Mirror length: 1,560 mm

Services

	Part no.	Designation	Article	Description
	S981050	CS40-I-140	Safety inspection	Details: Checking of a safety light barrier application in accordance with current standards and guidelines. Inclusion of the device and machine data in a database, production of a test log per application. Conditions: It must be possible to stop the machine, support provided by customer's employees and access to the machine for Leuze employees must be ensured.
	S981046	CS40-S-140	Start-up support	Details: For safety devices including stopping time measurement and initial inspection. Conditions: Devices and connection cables are already mounted, price not including travel costs and, if applicable, accommodation expenses.

Note	
	A list with all available accessories can be found on the Leuze website in the Download tab of the article detailed page.