

Technical data sheet

Safety light curtain transmitter

Part no.: 72000112
ELC100T17-1200



For illustration purposes only

Contents

- Technical data
- Dimensioned drawings
- Electrical connection
- Circuit diagrams
- Operation and display
- Suitable receivers
- Part number code
- Notes
- Accessories



Technical data

Basic data

| | |
|-------------|-------------------|
| Series | ELC100 |
| Device type | Transmitter |
| Contains | 2x sliding block |
| Application | Finger protection |

Characteristic parameters

| | |
|-----------------------------|--------------------------|
| Type | 4, IEC/EN 61496 |
| SIL | 3, IEC 61508 |
| SILCL | 3, IEC/EN 62061 |
| Mission time T _M | 20 years, EN ISO 13849-1 |

Protective field data

| | |
|-------------------------|-------------|
| Resolution | 17 mm |
| Protective field height | 1,200 mm |
| Operating range | 0.5 ... 3 m |

Optical data

| | |
|--------------------------|---|
| Synchronization | Optical between transmitter and receiver |
| Light source | LED, Infrared |
| Wavelength | 940 nm |
| Transmitted-signal shape | Pulsed |
| LED risk group | Exempt group (in acc. with EN 62471:2008) |

Electrical data

| | |
|--------------------|---|
| Protective circuit | Overvoltage protection Short circuit protected |
|--------------------|---|

Performance data

| | |
|-------------------------------|------------------------|
| Supply voltage U _B | 24 V, DC, -20 ... 20 % |
| Current consumption, max. | 50 mA |

Connection

| | |
|--|----------------------|
| Number of connections | 1 Piece(s) |
| Connection 1 | |
| Function | Machine interface |
| Type of connection | Cable with connector |
| Cable length | 300 mm |
| Sheathing material | PUR |
| Number of conductors | 4 -wire |
| Thread size | M12 |
| Material | Metal |
| No. of pins | 4 -pin |
| Cable properties | |
| Permissible conductor cross section, typ. | 0.25 mm ² |
| Length of connection cable, max. | 25 m |
| Permissible cable resistance to load, max. | 20 Ω |

Mechanical data

| | |
|-----------------------|--------------------------------------|
| Dimension (W x H x L) | 34.7 mm x 1,215 mm x 39.3 mm |
| Housing material | Metal |
| Metal housing | Aluminum |
| Lens cover material | Plastic / PMMA |
| Material of end caps | Diecast zinc |
| Net weight | 1,710 g |
| Housing color | Yellow, RAL 1021 |
| Type of fastening | Groove mounting Mounting brackets |

Operation and display

| | |
|-----------------|------------|
| Type of display | LED |
| Number of LEDs | 2 Piece(s) |

Environmental data

| | |
|------------------------------------|---------------|
| Ambient temperature, operation | 0 ... 50 °C |
| Ambient temperature, storage | -30 ... 70 °C |
| Relative humidity (non-condensing) | 0 ... 95 % |

Certifications

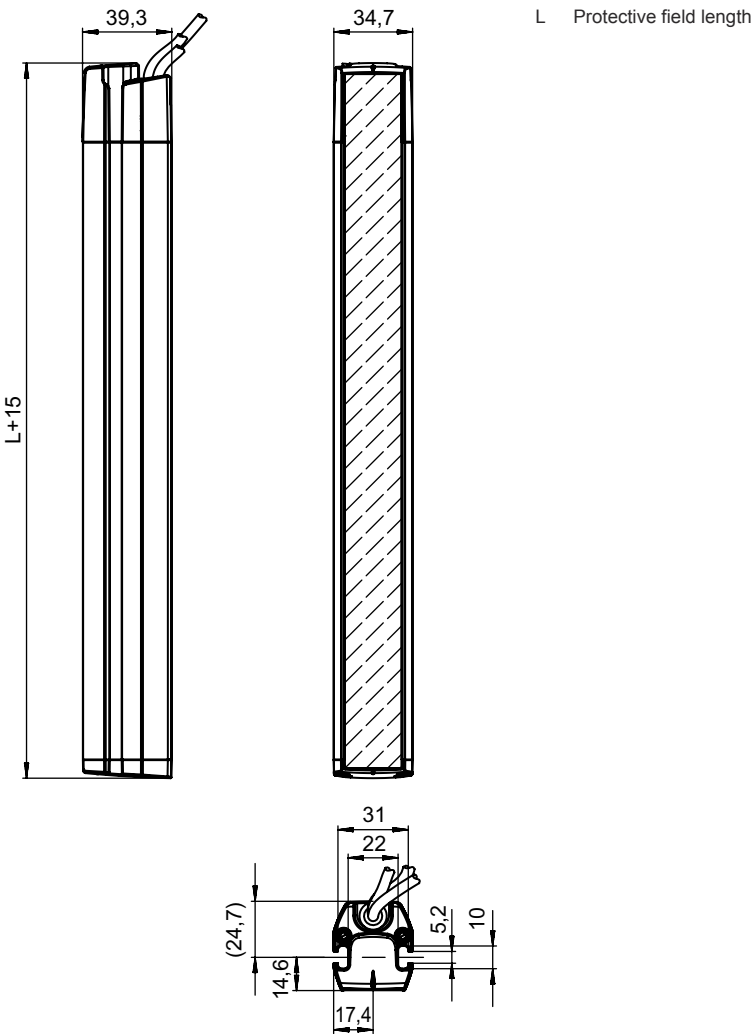
| | |
|----------------------|---------------------|
| Degree of protection | IP 65 |
| Protection class | III |
| Approvals | c UL US TÜV Süd |
| Vibration resistance | 50 m/s ² |
| US patents | US 6,418,546 B |

Classification

| | |
|-----------------------|----------|
| Customs tariff number | 85365019 |
| ECLASS 5.1.4 | 27272704 |
| ECLASS 8.0 | 27272704 |
| ECLASS 9.0 | 27272704 |
| ECLASS 10.0 | 27272704 |
| ECLASS 11.0 | 27272704 |
| ECLASS 12.0 | 27272704 |
| ECLASS 13.0 | 27272704 |
| ECLASS 14.0 | 27272704 |
| ETIM 5.0 | EC002549 |
| ETIM 6.0 | EC002549 |
| ETIM 7.0 | EC002549 |
| ETIM 8.0 | EC002549 |
| ETIM 9.0 | EC002549 |

Dimensioned drawings

All dimensions in millimeters



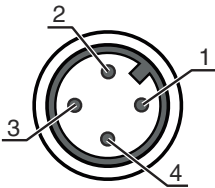
Electrical connection

Connection 1

| | |
|----------------------|----------------------|
| Function | Machine interface |
| Type of connection | Cable with connector |
| Cable length | 300 mm |
| Sheathing material | PUR |
| Cable color | Black |
| Number of conductors | 4 -wire |
| Wire cross section | 0.2 mm² |
| Thread size | M12 |
| Type | Male |
| Material | Metal |
| No. of pins | 4 -pin |

Electrical connection

| Pin | Pin assignment | Conductor color |
|-----|----------------|-----------------|
| 1 | +24 V | Brown |
| 2 | n.c. | White |
| 3 | 0 V | Blue |
| 4 | n.c. | Black |



Circuit diagrams

Connection diagram transmitter



Operation and display

| LED | Display | Meaning |
|-----|--|---|
| 1 | Red, flashing Flash sequence 2x ON/OFF (250 ms), followed by a pause (750 ms) Red, flashing, 10 Hz | Error Connection error Device error |
| 2 | Off On | Device switched off Device switched on |

Suitable receivers

| | Part no. | Designation | Article | Description |
|--|----------|----------------|-------------------------------|---|
| | 72001112 | ELC110R17-1200 | Safety light curtain receiver | Resolution: 17 mm Protective field height: 1.200 mm Response time: 17.3 ms Connection: Cable with connector, M12, Metal, 4 -pin, 200 mm, PUR |

Part number code

Part designation: ELC1yyzaa-hhhh

| ELC | Safety light curtain |
|------|--|
| x | 1: ELC100 |
| yy | 00: transmitter 10: receiver – automatic restart |
| z | Device type T: transmitter R: receiver |
| a | Resolution 17: 17 mm 30: 30 mm |
| hhhh | Protective field height 300 ... 1500: from 300 mm to 1500 mm |

Note



A list with all available device types can be found on the Leuze website at www.leuze.com.

Notes



Observe intended use!



- The product may only be put into operation by competent persons.
- Only use the product in accordance with its intended use.

Accessories


Connection technology - Connection cables

| | Part no. | Designation | Article | Description |
|--|----------|--------------------|------------------|--|
| | 50133860 | KD S-M12-5A-P1-050 | Connection cable | Connection 1: Connector, M12, Axial, Female, A-coded, 5 -pin Connector, LED: No Connection 2: Open end Shielded: Yes Cable length: 5.000 mm Sheathing material: PUR |



Mounting technology - Other


| | Part no. | Designation | Article | Description |
|--|----------|-------------|------------------|--|
| | 424439 | BT-2P45 | Mounting bracket | Bore hole 1: M6 Bore hole 2: M6 Design of mounting device: Mounting clamp Fastening, at system: Groove mounting Mounting bracket, at device: Groove mounting Type of mounting device: Clampable, Suitable for mounting in UDC-S2, DC-S2 device columns Material: Metal |

Accessories

| | Part no. | Designation | Article | Description |
|--|----------|-------------|----------------------|--|
|  | 424432 | BT-2SB05 | Mounting bracket set | Design of mounting device: Mounting clamp Fastening, at system: Through-hole mounting Mounting bracket, at device: Clampable, On the lateral C-groove Type of mounting device: Swiveling Swivel range: -8 ... 8 ° Material: Metal |

Services

| | Part no. | Designation | Article | Description |
|--|----------|-------------|-------------------|--|
|  | S981050 | CS40-I-140 | Safety inspection | Details: Checking of a safety light barrier application in accordance with current standards and guidelines. Inclusion of the device and machine data in a database, production of a test log per application. Conditions: It must be possible to stop the machine, support provided by customer's employees and access to the machine for Leuze employees must be ensured. |
|  | S981046 | CS40-S-140 | Start-up support | Details: For safety devices including stopping time measurement and initial inspection. Conditions: Devices and connection cables are already mounted, price not including travel costs and, if applicable, accommodation expenses. |

| Note | |
|--|---|
|  | A list with all available accessories can be found on the Leuze website in the Download tab of the article detailed page. |