

Technical data sheet

Safety sensor/transmitter set

Part no.: 66900101

MLD500-XT2L/A-UDC-1000-S2

Contents


- Set consists of
- Technical data
- Suitable receivers
- Accessories



For illustration purposes only



Set consists of

	Quantity	Part no.	Designation	Article	Description
	1	66502501	MLD500-XT2L/A	Multiple light beam safety device transmitter	Special version: Integrated laser alignment aid Operating range: 20 ... 70 m Number of beams: 2 Piece(s) Beam spacing: 500 mm Type of interface: AS-Interface Safety at Work Connection: Connector, M12, Metal, 5 -pin

Technical data

Basic data

Series	MLD-UDC
Device type	Transmitter

Special version

Special version	Integrated laser alignment aid
-----------------	--------------------------------

Functions

Integrated laser alignment aid	Yes
Integrated status indicator	No

Characteristic parameters

Type	4, IEC/EN 61496
SIL	3, IEC 61508
SILCL	3, IEC/EN 62061
Mission time T_M	20 years, EN ISO 13849-1
Category	4, EN ISO 13849

Protective field data

Operating range	20 ... 70 m
-----------------	-------------

Optical data

Number of beams	2 Piece(s)
Beam spacing	500 mm

Electrical data

Performance data	
Supply voltage U_B	26.5 ... 31.6 V
Current consumption from AS-i circuit	50 mA

Interface

Type	AS-Interface Safety at Work
------	-----------------------------

AS-i

Function	Process
AS-i profile	S-7.B.1
Slave address	1..31 programmable, default=0
Cycle time acc. to AS-i specifications	Max. 5 ms ms

Mechanical data

Net weight	6,605 g
With device column	Yes
Column height without foot	1,000 mm


Certifications

Approvals	AS-i
-----------	------

Classification




Customs tariff number	85365019
ECLASS 5.1.4	27272703
ECLASS 8.0	27272703
ECLASS 9.0	27272703
ECLASS 10.0	27272703
ECLASS 12.0	27272703
ECLASS 13.0	27272703
ECLASS 14.0	27272703
ECLASS 15.0	27272703
ECLASS 16.0	27272703
ETIM 5.0	EC001832
ETIM 6.0	EC001832
ETIM 7.0	EC001832
ETIM 8.0	EC001832
ETIM 9.0	EC001832
ETIM 10.0	EC001832
UNSPSC 26.08	32151804

Suitable receivers

	Part no.	Designation	Article	Description
	66900102	MLD510-XR2L/A-UDC-1000-S2	Safety sensor/receiver set	Special version: Reflective element for laser alignment aid Number of beams: 2 Piece(s) Beam spacing: 500 mm Type of interface: AS-Interface Safety at Work

Accessories

Connection technology - Connection cables

	Part no.	Designation	Article	Description
  	50133860	KD S-M12-5A-P1-050	Connection cable	Application: Oil and lubricant resistant Connection 1: Connector, M12, Axial, Female, A-coded, 5 -pin Connector, LED: No Connection 2: Open end Shielded: Yes Cable length: 5,000 mm Sheathing material: PUR

Note



A list with all available accessories can be found on the Leuze website in the Download tab of the article detailed page.