

## Technical data sheet

### Illumination

Part no.: 50144030

IL AL 034/031 IR 110 H



For illustration purposes only

#### Contents

- Technical data
- Dimensioned drawings
- Electrical connection
- Diagrams
- Operation and display
- Notes
- Further information
- Accessories



## Technical data

### Basic data

Type	LED surface illumination
Suitable for	DCR 200i
	IPS 200i
	IPS 400i

### Special version

Special version	Heating
-----------------	---------

### Functions

Functions	Strobed operation (edge-triggered), no continuous operation
-----------	---

### Optical data

Flash frequency, max.	25 Hz
Illumination duration, max. (flash time) tB	4 ms
Light source	LED, Infrared
Wavelength	850 nm
Transmitted-signal shape	Pulsed
LED group	Exempt group (in acc. with EN 62471)
Opening angle, max.	38 °

### Electrical data

Protective circuit	Polarity reversal protection
	Short circuit protected

#### Performance data

Supply voltage U <sub>B</sub>	18 ... 30 V, DC
Power consumption, max.	5 W, (heating inactive) / 9 W, (heating active)

#### Inputs

Number of activation inputs	1 Piece(s)
-----------------------------	------------

#### Activation inputs

Type	Activation input
Voltage type	DC
Switching voltage	high: ≥12V (LED on)
	low: ≤ 8 V (LED off)
Activation delay	0.03 ms

### Connection

Number of connections	2 Piece(s)
-----------------------	------------

#### Connection 1

Function	Signal IN
	Signal OUT
	Voltage supply
Type of connection	Connector
Thread size	M12
Type	Male
Material	Metal
No. of pins	12 -pin
Encoding	A-coded

#### Connection 2

Function	Signal IN
	Signal OUT
	Voltage supply
Type of connection	Connector
Thread size	M12
Type	Female
Material	Metal
No. of pins	12 -pin
Encoding	A-coded

### Mechanical data

Design	Cubic
Dimension (W x H x L)	43 mm x 61 mm x 44 mm
Housing material	Metal
	Plastic
Metal housing	Diecast aluminum
Plastic housing	PC
Lens cover material	Glass
Net weight	131 g
Housing color	Silver
Type of fastening	Mounting thread
	Via optional mounting device

### Operation and display

Type of display	LED
Number of LEDs	1 Piece(s)

### Environmental data

Ambient temperature, operation	-30 ... 45 °C
Ambient temperature, storage	-20 ... 70 °C
Relative humidity (non-condensing)	90 %

### Certifications

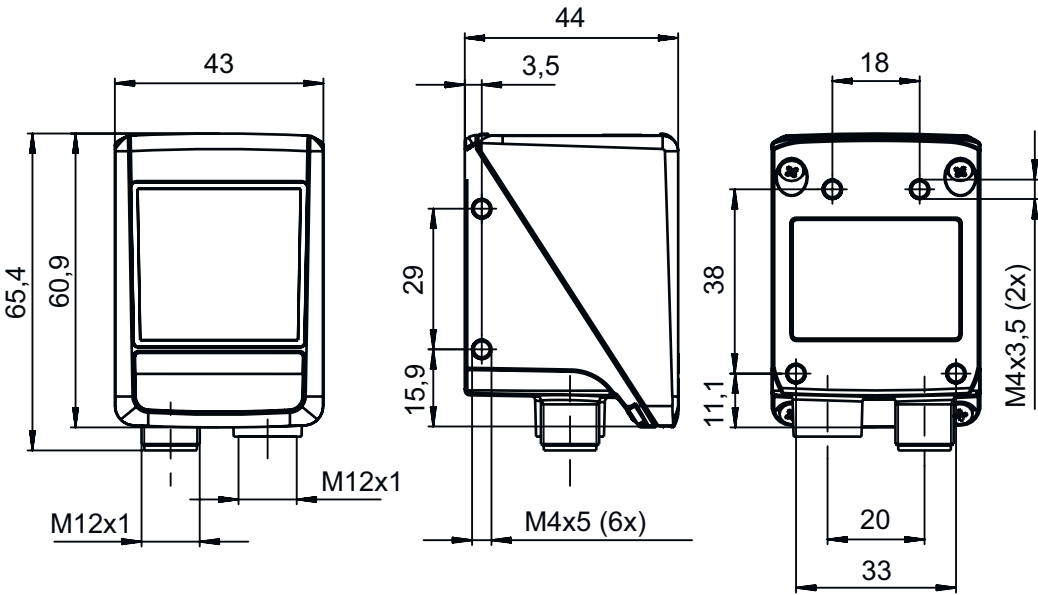
Degree of protection	IP 65
Protection class	III
Test procedure for EMC in accordance with standard	EN 61000-6-2
	EN 61000-6-4
Test procedure for continuous shock in accordance with standard	IEC 60068-2-29, test Eb
Test procedure for vibration in accordance with standard	IEC 60068-2-6, test Fc

Technical data

Customs tariff number	85395100
ECLASS 5.1.4	27310204
ECLASS 8.0	27310204
ECLASS 9.0	27310204
ECLASS 10.0	27310204
ECLASS 11.0	27310204
ECLASS 12.0	27310204
ECLASS 13.0	27310204
ECLASS 14.0	27310204
ECLASS 15.0	27310204
ECLASS 16.0	27310204
ETIM 5.0	EC002498
ETIM 6.0	EC003015
ETIM 7.0	EC003015
ETIM 8.0	EC003015
ETIM 9.0	EC003015
ETIM 10.0	EC003015

Dimensioned drawings

All dimensions in millimeters



Electrical connection

Connection 1

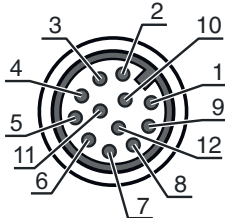
Function	Signal IN
	Signal OUT
	Voltage supply
Type of connection	Connector

Electrical connection

Connection 1

Thread size	M12
Type	Male
Material	Metal
No. of pins	12 -pin
Encoding	A-coded
Connector housing	Shield

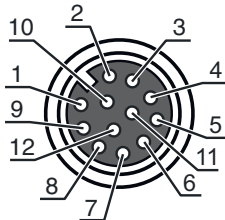
Pin	Pin assignment
1	Looped, VIN
2	Looped, GND
3	Looped
4	Looped, trigger signal for illumination
5	Looped, shield (functional earth)
6	Looped
7	Looped
8	Looped
9	Looped
10	Looped
11	Looped
12	Looped



Connection 2

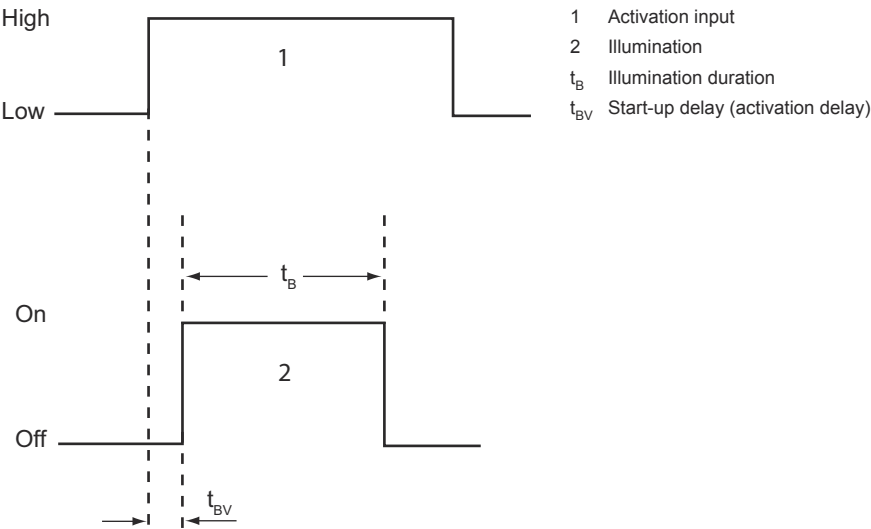
Function	Signal IN
	Signal OUT
	Voltage supply
Type of connection	Connector
Thread size	M12
Type	Female
Material	Metal
No. of pins	12 -pin
Encoding	A-coded
Connector housing	Shield

Pin	Pin assignment
1	Looped, VIN
2	Looped, GND
3	Looped
4	Looped, trigger signal for illumination
5	Looped, shield (functional earth)
6	Looped
7	Looped
8	Looped
9	Looped
10	Looped
11	Looped
12	Looped



Diagrams

Signal response



Operation and display

LED	Display	Meaning
1 PWR / FLASH	Green, continuous light	Operational readiness
	Yellow, continuous light	Illumination active
	yellow/green, flashing alternately	Overtemperature

Notes

**Observe intended use!**



- This product is not a safety sensor and is not intended as personnel protection.
- The product may only be put into operation by competent persons.
- Only use the product in accordance with its intended use.

Further information



- Mount the device to a metal mounting bracket on the rear side of the housing (heat dissipation).

## Accessories



### Connection technology - Connection cables

	Part no.	Designation	Article	Description
 	50130281	KD S-M12-CA-P1-020	Connection cable	Application: Oil and lubricant resistant Connection 1: Connector, M12, Axial, Female, A-coded, 12 -pin Connector, LED: No Connection 2: Open end Shielded: Yes Cable length: 2,000 mm Sheathing material: PUR



### Connection technology - Interconnection cables

	Part no.	Designation	Article	Description
 	50143811	KDS S-M12-CA-M12-CA-P1-003	Interconnection cable	Application: Oil and lubricant resistant Connection 1: Connector, M12, Axial, Female, A-coded, 12 -pin Connection 2: Connector, M12, Axial, Male, A-coded, 12 -pin Shielded: Yes Cable length: 300 mm Sheathing material: PUR

### Mounting technology - Mounting brackets

	Part no.	Designation	Article	Description
	50132151	BT 320M	Mounting bracket	Design of mounting device: Angle, L-shape Fastening, at system: Through-hole mounting Mounting bracket, at device: Screw type Type of mounting device: Rigid Material: Metal
	50144298	BT 330M	Mounting bracket	Contains: 8x lock washers, 8x M4 x 10 screws, 8x position washers Design of mounting device: Angle, L-shape Fastening, at system: Through-hole mounting Mounting bracket, at device: Screw type Type of mounting device: Adjustable Material: Metal

### Mounting technology - Rod mounts

	Part no.	Designation	Article	Description
	50132150	BTU 320M-D12	Mounting system	Contains: 4x M4 x 6 screws Design of mounting device: Mounting system Fastening, at system: For 12 mm rod Mounting bracket, at device: Screw type Type of mounting device: Clampable, Adjustable, Turning, 360° Material: Metal
	50144299	BTU 330M-1	Mounting device	Contains: 8x lock washers, 8x M4 x 10 screws, 8x position washers Design of mounting device: Mounting system Fastening, at system: For 10-16 mm rods Mounting bracket, at device: Screw type Type of mounting device: Adjustable, Turning, 360° Material: Metal

## Accessories

## Services

	Part no.	Designation	Article	Description
	S981014	CS30-S-110	Start-up support	Details: Performed at location of customer's choosing, duration: max. 10 hours. Conditions: Devices and connection cables are already mounted, price not including travel costs and, if applicable, accommodation expenses.
	S981019	CS30-T-110	Product training	Details: Location and content to be agreed upon, duration: max. 10 hours. Conditions: Price not including travel costs and, if applicable, accommodation expenses.

### Note



🔗 A list with all available accessories can be found on the Leuze website in the Download tab of the article detailed page.