

## Technical data sheet

### Energetic diffuse sensor

Part no.: 50122552  
FT318B.W3/2N-M12



For illustration purposes only

#### Contents

- Technical data
- Dimensioned drawings
- Electrical connection
- Diagrams
- Operation and display
- Part number code
- Notes
- Further information
- Accessories



## Technical data

### Basic data

|                     |                              |
|---------------------|------------------------------|
| Series              | 318B                         |
| Operating principle | Diffuse reflection principle |

### Special version

|                 |                      |
|-----------------|----------------------|
| Special version | 90° - angular optics |
|-----------------|----------------------|

### Optical data

|                                  |                                      |
|----------------------------------|--------------------------------------|
| Operating range                  | Guaranteed operating range           |
| Operating range, white 90%       | 0.002 ... 0.1 m                      |
| Operating range, gray 50%        | 0.005 ... 0.092 m                    |
| Operating range, gray 18%        | 0.007 ... 0.076 m                    |
| Operating range, black 6%        | 0.008 ... 0.065 m                    |
| Operating range limit, white 90% | 0.002 ... 0.12 m                     |
| Operating range limit, gray 50%  | 0.005 ... 0.11 m                     |
| Operating range limit, gray 18%  | 0.007 ... 0.092 m                    |
| Operating range limit, black 6%  | 0.008 ... 0.08 m                     |
| Operating range limit            | Typical operating range              |
| Light source                     | LED, Red                             |
| Wavelength                       | 620 nm                               |
| Transmitted-signal shape         | Pulsed                               |
| LED group                        | Exempt group (in acc. with EN 62471) |

### Electrical data

|                    |   |
|--------------------|---|
| Protective circuit | Polarity reversal protection<br>Short circuit protected |
|--------------------|---|

### Performance data

|                      |  |
|----------------------|--|
| Supply voltage $U_B$ | 10 ... 30 V, DC, Incl. residual ripple |
| Residual ripple      | 0 ... 15 %, From $U_B$                 |
| Open-circuit current | 0 ... 20 mA                            |

### Outputs

|                                     |            |
|-------------------------------------|------------|
| Number of digital switching outputs | 2 Piece(s) |
|-------------------------------------|------------|

### Switching outputs

|                         |  |
|-------------------------|--|
| Voltage type            | DC   |
| Switching current, max. | 100 mA   |
| Switching voltage       | high: $\geq (U_B - 2.5V)$<br>low: $\leq 2.5 V$ |

### Switching output 1

|                     |                     |
|---------------------|---------------------|
| Assignment          | Connection 1, pin 4 |
| Switching element   | Transistor, NPN     |
| Switching principle | Light switching     |

### Switching output 2

|                     |                     |
|---------------------|---------------------|
| Assignment          | Connection 1, pin 2 |
| Switching element   | Transistor, NPN     |
| Switching principle | Dark switching      |

### Time behavior

|                     |        |
|---------------------|--------|
| Switching frequency | 500 Hz |
| Response time       | 1 ms   |
| Readiness delay     | 300 ms |

### Connection 1

|                    |                              |
|--------------------|------------------------------|
| Function           | Signal OUT<br>Voltage supply |
| Type of connection | Connector                    |
| Thread size        | M12                          |
| Type               | Male                         |
| Material           | Plastic                      |
| No. of pins        | 4 -pin                       |
| Encoding           | A-coded                      |

### Mechanical data

|                                      |                 |
|--------------------------------------|-----------------|
| Dimension ( $\varnothing \times L$ ) | 18 mm x 60.4 mm |
| Thread size                          | M18 x 1 mm      |
| Housing material                     | Plastic         |
| Plastic housing                      | ABS             |
| Lens cover material                  | Plastic         |
| Net weight                           | 20 g            |
| Housing color                        | Black<br>Red    |

### Operation and display

|                      |              |
|----------------------|--------------|
| Type of display      | LED          |
| Number of LEDs       | 1 Piece(s)   |
| Operational controls | Teach button |

### Environmental data

|                                |               |
|--------------------------------|---------------|
| Ambient temperature, operation | -40 ... 60 °C |
| Ambient temperature, storage   | -40 ... 70 °C |

### Certifications

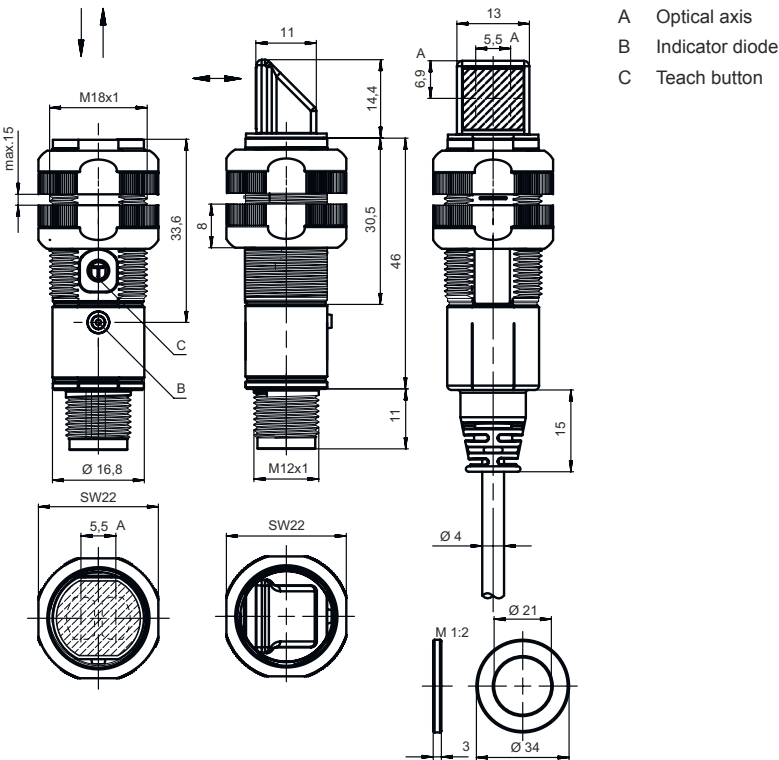
|                      |               |
|----------------------|---------------|
| Degree of protection | IP 67         |
| Protection class     | III           |
| Approvals            | c UL US       |
| Standards applied    | IEC 60947-5-2 |

### Classification

|                       |          |
|-----------------------|----------|
| Customs tariff number | 85365019 |
| ECLASS 5.1.4          | 27270903 |
| ECLASS 8.0            | 27270903 |
| ECLASS 9.0            | 27270903 |
| ECLASS 10.0           | 27270903 |
| ECLASS 11.0           | 27270903 |
| ECLASS 12.0           | 27270903 |
| ECLASS 13.0           | 27270903 |
| ECLASS 14.0           | 27270903 |
| ECLASS 15.0           | 27270903 |
| ETIM 5.0              | EC001821 |
| ETIM 6.0              | EC001821 |
| ETIM 7.0              | EC001821 |
| ETIM 8.0              | EC001821 |
| ETIM 9.0              | EC001821 |
| ETIM 10.0             | EC001821 |

Dimensioned drawings

All dimensions in millimeters

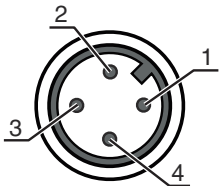


Electrical connection

Connection 1

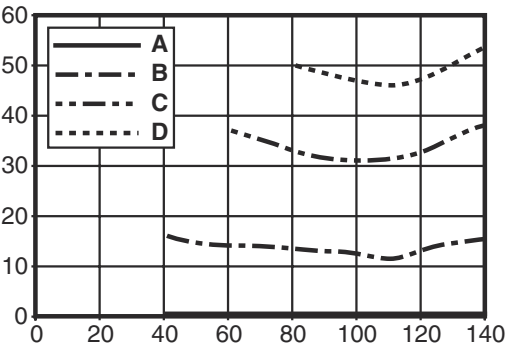
|                    |                |
|--------------------|----------------|
| Function           | Signal OUT     |
|                    | Voltage supply |
| Type of connection | Connector      |
| Thread size        | M12            |
| Type               | Male           |
| Material           | Plastic        |
| No. of pins        | 4 -pin         |
| Encoding           | A-coded        |

| Pin | Pin assignment |
|-----|----------------|
| 1   | V+             |
| 2   | OUT 2          |
| 3   | GND            |
| 4   | OUT 1          |



Diagrams

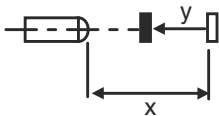
Typ. black/white behavior



x Range [mm]  
y Reduction of range [mm]

- A White 90%
- B Gray 50%
- C Gray 18%
- D Black 6%

**Fading: black/white error < 50 %**  
The black/white error is calculated from the operating range against white and the reduction of the operating range against black:  
**black/white error = reduction of the operating range against black / operating range against white x 100%**



Operation and display

| LED | Display                  | Meaning               |
|-----|--------------------------|-----------------------|
| 1   | Green, continuous light  | Operational readiness |
|     | Yellow, continuous light | Object detected       |

Part number code

Part designation: XXX318BY-AAAF.BB/CC-DDD

|         |  |
|---------|--|
| XXX318B | <b>Operating principle</b><br>PRK: Retro-reflective photoelectric sensor with polarization filter<br>ET: energetic diffuse reflection sensor<br>FT: diffuse reflection sensor with fading<br>LE: Throughbeam photoelectric sensor receiver<br>LS: throughbeam photoelectric sensor transmitter   |
| Y       | <b>Light type</b><br>n/a: red light<br>I: infrared light   |
| AAAF    | <b>Preset range (optional)</b><br>n/a: operating range acc. to data sheet<br>xxxF: Preset range [mm]   |
| BB      | <b>Equipment</b><br>n/a: axial optics<br>W: 90° angular optics<br>3: teach-in via button<br>X: reinforced fading   |
| CC      | <b>Switching output / function (OUT1 = pin 4, OUT2 = pin 2):</b><br>4: PNP transistor output, light switching<br>P: PNP transistor output, dark switching<br>2: NPN transistor output, light switching<br>N: NPN transistor output, dark switching<br>9: input for transmitter deactivation (deactivation with HIGH signal)<br>D: Input for transmitter deactivation (deactivation with LOW signal)<br>X: pin not used |

## Part number code

|     |  |
|-----|--|
| DDD | <b>Electrical connection</b><br>n/a: cable, standard length 2000 mm, 4-wire<br>M12: M12 connector, 4-pin (plug)<br>5000: cable, standard length 5000 mm, 4-wire<br>200-M12: cable, length 200 mm with M12 connector, 4-pin, axial (plug) |
|-----|--|

### Note



A list with all available device types can be found on the Leuze website at [www.leuze.com](http://www.leuze.com).

## Notes



### Observe intended use!



- This product is not a safety sensor and is not intended as personnel protection.
- The product may only be put into operation by competent persons.
- Only use the product in accordance with its intended use.

### For UL applications:




- For UL applications, use is only permitted in Class 2 circuits in accordance with the NEC (National Electric Code).
- These proximity switches shall be used with UL Listed Cable assemblies rated 30V, 0.5A min, in the field installation, or equivalent (categories: CYJV/ CYJV7 or PVVA/PVVA7)

## Further information


- Sum of the output currents for both outputs, 50 mA for ambient temperatures > 40 °C
- With the set scanning range, a tolerance of the operating range is possible depending on the reflection properties of the material surface.

## Accessories


### Connection technology - Connection cables

|   | Part no. | Designation        | Article          | Description   |
|---|----------|--------------------|------------------|---|
|  | 50130652 | KD U-M12-4A-V1-050 | Connection cable | Connection 1: Connector, M12, Axial, Female, A-coded, 4 -pin<br>Connector, LED: No<br>Connection 2: Open end<br>Shielded: No<br>Cable length: 5.000 mm<br>Sheathing material: PVC |


## Accessories

|  | Part no. | Designation        | Article          | Description  |
|--|----------|--------------------|------------------|--|
|  | 50130690 | KD U-M12-4W-V1-050 | Connection cable | Connection 1: Connector, M12, Angled, Female, A-coded, 4 -pin<br>Connector, LED: No<br>Connection 2: Open end<br>Shielded: No<br>Cable length: 5.000 mm<br>Sheathing material: PVC |

## Mounting technology - Mounting brackets

|  | Part no. | Designation | Article          | Description  |
|--|----------|-------------|------------------|--|
|  | 50113548 | BT D18M.5   | Mounting bracket | Diameter, inner: 18 mm<br>Design of mounting device: Angle, L-shape<br>Fastening, at system: Through-hole mounting<br>Mounting bracket, at device: Screw type<br>Type of mounting device: Rigid<br>Material: Stainless steel |

## Mounting technology - Rod mounts

|  | Part no. | Designation  | Article         | Description  |
|--|----------|--------------|-----------------|--|
|  | 50117490 | BTU D18M-D12 | Mounting system | Design of mounting device: Mounting system<br>Fastening, at system: Through-hole mounting<br>Mounting bracket, at device: Screw type<br>Type of mounting device: Clampable, Adjustable, Turning, 360°<br>Material: Metal |

## Mounting technology - Other

|  | Part no.    | Designation | Article   | Description   |
|--|-------------|-------------|-----------|---|
|  | 50121904 ** | BT318B-OM   | Fastening | Design of mounting device: Mounting clamp<br>Fastening, at system: Through-hole mounting<br>Mounting bracket, at device: Screw type<br>Type of mounting device: Swiveling, Adjustable, Turning<br>Material: Plastic<br>Shock absorber: No |

\*\* Included in delivery contents

### Note



A list with all available accessories can be found on the Leuze website in the Download tab of the article detailed page.