

## Technical data sheet Stationary bar code reader

Part no.: 50116277

BCL 301i OL 100 D H



For illustration purposes only

### Contents

- Technical data
- Dimensioned drawings
- Electrical connection
- Diagrams
- Operation and display
- Part number code
- Notes
- Accessories



**RS485**



**UK  
CA**

## Technical data

### Basic data

|        |          |
|--------|----------|
| Series | BCL 300i |
|--------|----------|

### Special version

|                 |         |
|-----------------|---------|
| Special version | Heating |
|-----------------|---------|

### Functions

|           |                           |
|-----------|---------------------------|
| Functions | Alignment mode            |
|           | AutoConfig                |
|           | AutoControl               |
|           | AutoReflAct               |
|           | Code fragment technology  |
|           | Heating                   |
|           | LED indicator             |
|           | Reference code comparison |

### Characteristic parameters

|      |           |
|------|-----------|
| MTTF | 110 years |
|------|-----------|

### Read data

|   |                             |
|---|-----------------------------|
| Code types, readable                    | 2/5 Interleaved             |
|   | Codabar                     |
|   | Code 128                    |
|   | Code 39                     |
|   | Code 93                     |
|   | EAN 8/13                    |
|   | GS1 Databar Expanded        |
|   | GS1 Databar Limited         |
|   | GS1 Databar Omnidirectional |
|   | UPC                         |
| Scanning rate, typical                  | 1,000 scans/s               |
| Bar codes per reading gate, max. number | 64 Piece(s)                 |

### Optical data

|                              |   |
|------------------------------|---|
| Reading distance             | 80 ... 680 mm   |
| Light source                 | Laser, Red  |
| Wavelength                   | 655 nm  |
| Laser class                  | 1, IEC/EN 60825-1:2014                                  |
| Transmitted-signal shape     | Continuous  |
| Modulus size                 | 0.35 ... 0.8 mm   |
| Reading method               | Oscillating-mirror scanner                              |
| Beam deflection              | Via rotating polygon wheel + stepping motor with mirror |
| Light beam exit              | Zero position at side at angle less than 90°            |
| Oscillating mirror frequency | 10 Hz   |
| Max. swivel angle            | 15 °  |

### Electrical data

|                                     |                              |
|-------------------------------------|------------------------------|
| Protective circuit                  | Polarity reversal protection |
| <b>Performance data</b>             |                              |
| Supply voltage $U_B$                | 18 ... 30 V, DC              |
| Power consumption, max.             | 45 W                         |
| <b>Inputs/outputs selectable</b>    |                              |
| Output current, max.                | 60 mA                        |
| Number of inputs/outputs selectable | 2 Piece(s)                   |
| Input current, max.                 | 8 mA                         |

### Interface

|      |                       |
|------|-----------------------|
| Type | MultiNet Plus, RS 485 |
|------|-----------------------|

#### RS 485

|                       |                      |
|-----------------------|----------------------|
| Function              | Process              |
| Transmission speed    | 4,800 ... 115,200 Bd |
| Data format           | Adjustable           |
| Start bit             | 1                    |
| Data bit              | 7, 8, 9 data bits    |
| Stop bit              | 1, 2 stop bits       |
| Parity                | Adjustable           |
| Transmission protocol | Adjustable           |
| Data encoding         | ASCII                |

### Service interface

|      |         |
|------|---------|
| Type | USB 2.0 |
|------|---------|

#### USB

|          |                            |
|----------|----------------------------|
| Function | Configuration via software |
|          | Service                    |

### Connection

|                       |            |
|-----------------------|------------|
| Number of connections | 1 Piece(s) |
|-----------------------|------------|

#### Connection 1

|                    |   |
|--------------------|---|
| Function           | BUS IN  |
|                    | Connection to device  |
|                    | Data interface  |
|                    | PWR / SW IN / OUT   |
|                    | Service interface   |
| Type of connection | Plug connector, It is essential to use a connection unit when commissioning the device. |
| No. of pins        | 32 -pin   |
| Type               | Male  |

### Mechanical data

|                       |                              |
|-----------------------|------------------------------|
| Design                | Cubic                        |
| Dimension (W x H x L) | 125 mm x 58 mm x 110 mm      |
| Housing material      | Metal                        |
| Metal housing         | Diecast aluminum             |
| Lens cover material   | Glass                        |
| Net weight            | 580 g                        |
| Housing color         | Red                          |
|                       | Silver                       |
| Type of fastening     | Dovetail grooves             |
|                       | Fastening on back            |
|                       | Via optional mounting device |

### Operation and display

|                       |  |
|-----------------------|--|
| Type of display       | LED  |
|                       | Monochromatic graphic display, 128 x 32 pixels |
| Number of LEDs        | 2 Piece(s)                                     |
| Type of configuration | Via web browser                                |

### Environmental data

|                                    |               |
|------------------------------------|---------------|
| Ambient temperature, operation     | -35 ... 40 °C |
| Ambient temperature, storage       | -20 ... 70 °C |
| Relative humidity (non-condensing) | 0 ... 90 %    |

## Technical data

### Certifications

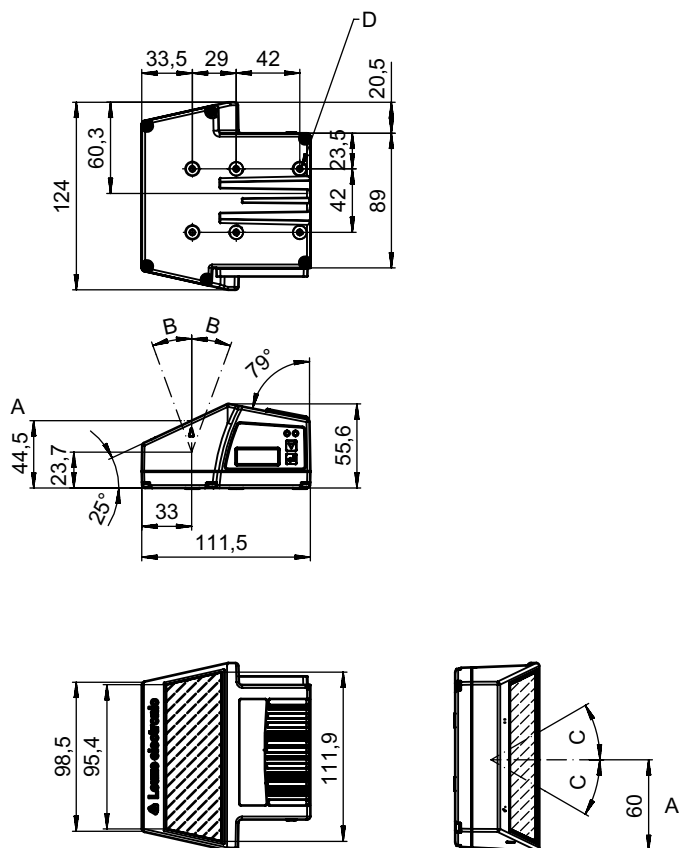
|   |                                      |
|---|--------------------------------------|
| Degree of protection  | IP 65                                |
| Protection class  | III                                  |
| Approvals   | c UL US                              |
| Test procedure for EMC in accordance with standard              | EN 55022<br>EN 61000-4-2, -3, -4, -6 |
| Test procedure for shock in accordance with standard            | IEC 60068-2-27, test Ea              |
| Test procedure for continuous shock in accordance with standard | IEC 60068-2-29, test Eb              |
| Test procedure for vibration in accordance with standard        | IEC 60068-2-6, test Fc               |

### Classification

|                       |          |
|-----------------------|----------|
| Customs tariff number | 84719000 |
| ECLASS 5.1.4          | 27280102 |
| ECLASS 8.0            | 27280102 |
| ECLASS 9.0            | 27280102 |
| ECLASS 10.0           | 27280102 |
| ECLASS 11.0           | 27280102 |
| ECLASS 12.0           | 27280102 |
| ECLASS 13.0           | 27280102 |
| ECLASS 14.0           | 27280102 |
| ECLASS 15.0           | 27280102 |
| ECLASS 16.0           | 27280102 |
| ETIM 5.0              | EC002550 |
| ETIM 6.0              | EC002550 |
| ETIM 7.0              | EC002550 |
| ETIM 8.0              | EC002550 |
| ETIM 9.0              | EC002550 |
| ETIM 10.0             | EC002550 |
| UNSPSC 26.08          | 43211701 |

# Dimensioned drawings

All dimensions in millimeters



- A Optical axis
- B Swivel angle of the laser beam:  $\pm 20^\circ$
- C Deflection angle of the laser beam:  $\pm 30^\circ$
- D M4 thread (5 mm deep)

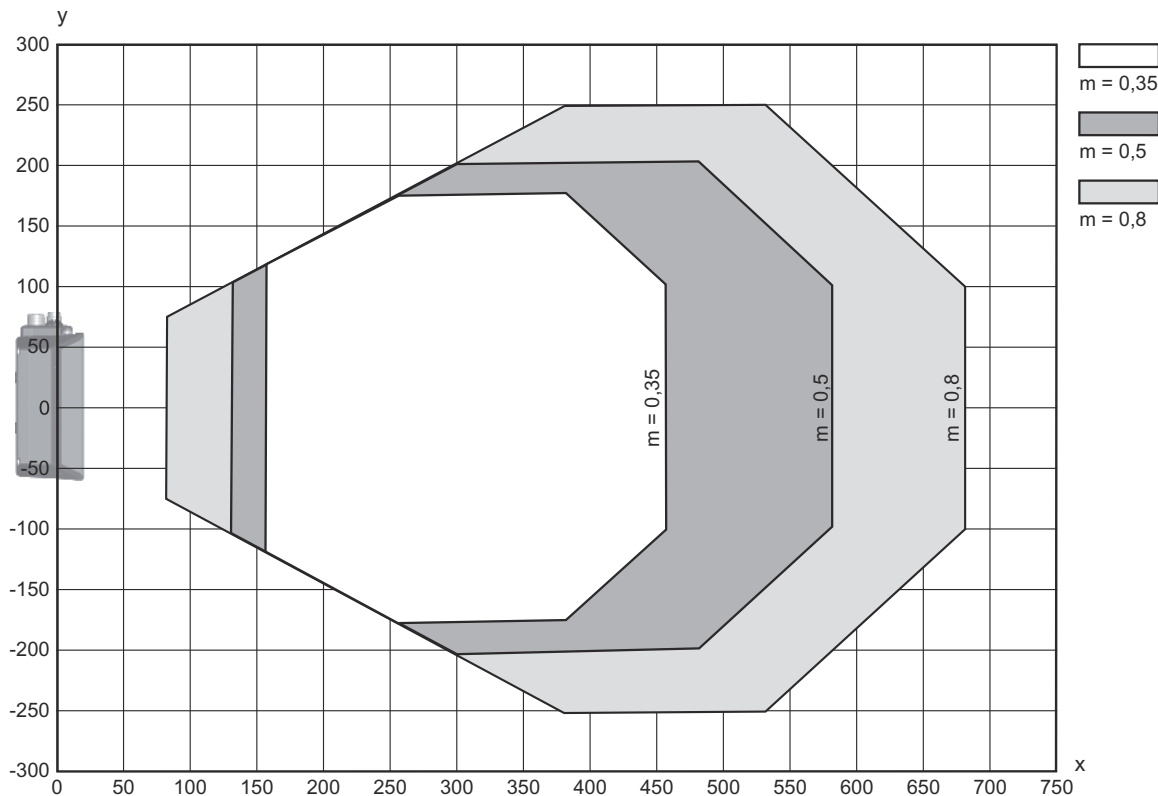
## Electrical connection

### Connection 1

|                    |  |
|--------------------|--|
| Function           | BUS IN<br>Connection to device<br>Data interface<br>PWR / SW IN / OUT<br>Service interface |
| Type of connection | Plug connector   |
| Type of connection | It is essential to use a connection unit when commissioning the device.                    |
| No. of pins        | 32 -pin  |
| Type               | Male   |

## Diagrams

### Reading field curve



x Reading field distance [mm]

y Reading field width [mm]

# Diagrams

## Lateral reading field curve



x Reading field distance [mm]

y Reading field height [mm]

## Operation and display

| LED   | Display                               | Meaning                         |
|-------|---------------------------------------|---------------------------------|
| 1 PWR | Green, flashing                       | Device ok, initialization phase |
|       | Green, continuous light               | Device OK                       |
|       | Green, briefly off - on               | Reading successful              |
|       | Green, briefly off - briefly red - on | Reading not successful          |
|       | Orange, continuous light              | Service mode                    |
|       | Red, flashing                         | Device OK, warning set          |
|       | Red, continuous light                 | Error, device error             |
| 2 BUS | Green, flashing                       | Initialization                  |
|       | Green, continuous light               | Bus operation ok                |
|       | Red, flashing                         | Communication error             |
|       | Red, continuous light                 | Bus error                       |

# Part number code

Part designation: **BCL XXXX YYZ AAA BB CCCC**

|             |   |
|-------------|---|
| <b>BCL</b>  | <b>Operating principle</b><br>BCL: bar code reader  |
| <b>XXXX</b> | <b>Series/interface (integrated fieldbus technology)</b><br>300i: RS 232 / RS 422 (stand-alone)<br>301i: RS 485 (multiNet slave)<br>304i: PROFIBUS DP<br>308i: EtherNet TCP/IP, UDP<br>338i: EtherCAT<br>348i: PROFINET RT<br>358i: EtherNet/IP |
| <b>YY</b>   | <b>Scanning principle</b><br>S: line scanner (single line)<br>R1: line scanner (raster)<br>O: oscillating-mirror scanner (oscillating mirror)   |
| <b>Z</b>    | <b>Optics</b><br>N: High Density (close)<br>M: Medium Density (medium distance)<br>F: Low Density (remote)<br>L: Long Range (very large distances)<br>J: ink-jet (depending on the application)   |
| <b>AAA</b>  | <b>Beam exit</b><br>100: lateral<br>102: front  |
| <b>BB</b>   | <b>Special equipment</b><br>D: With display<br>H: with heating<br>DH: optionally with display and heating<br>P: plastic exit window   |
| <b>CCCC</b> | <b>Functions</b><br>F007: optimized process data structure<br>F099: OPC-UA function   |

**Note**



A list with all available device types can be found on the Leuze website at [www.leuze.com](http://www.leuze.com).

## Notes

 **Observe intended use!**



- This product is not a safety sensor and is not intended as personnel protection.
- The product may only be put into operation by competent persons.
- Only use the product in accordance with its intended use.

 **ATTENTION! LASER RADIATION – CLASS 1 LASER PRODUCT**




The device satisfies the requirements of IEC/EN 60825-1:2014 safety regulations for a product of **laser class 1** and complies with 21 CFR 1040.10 except for conformance with IEC 60825-1 Ed. 3., as described in Laser Notice No. 56, dated May 8, 2019.



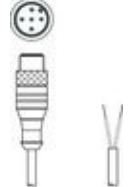
- Observe the applicable statutory and local laser protection regulations.
- The device must not be tampered with and must not be changed in any way.  
There are no user-serviceable parts inside the device.  
Repairs must only be performed by Leuze electronic GmbH + Co. KG.

## Accessories



### Connection technology - Connection unit

|  | Part no. | Designation | Article                 | Description  |
|--|----------|-------------|-------------------------|--|
|  | 50114369 | MA 100      | Modular connection unit | Supply voltage: 18 ... 30 V, DC<br>Interface: RS 232, RS 485<br>Connections: 1 Piece(s)<br>Degree of protection: IP 54 |

### Connection technology - Connection cables

|  | Part no. | Designation         | Article          | Description   |
|--|----------|---------------------|------------------|---|
|    | 50135243 | KD PB-M12-4A-P3-050 | Connection cable | Application: Oil and lubricant resistant<br>Suitable for interface: PROFIBUS DP<br>Connection 1: Connector, M12, Axial, Female, B-coded, 5 -pin<br>Connector, LED: No<br>Connection 2: Open end<br>Shielded: Yes<br>Cable length: 5,000 mm<br>Sheathing material: PUR |
|   | 50132079 | KD U-M12-5A-V1-050  | Connection cable | Application: Chemical resistant<br>Connection 1: Connector, M12, Axial, Female, A-coded, 5 -pin<br>Connector, LED: No<br>Connection 2: Open end<br>Shielded: No<br>Cable length: 5,000 mm<br>Sheathing material: PVC  |
|  | 50135248 | KS PB-M12-4A-P3-050 | Connection cable | Application: Oil and lubricant resistant<br>Suitable for interface: PROFIBUS DP<br>Connection 1: Connector, M12, Axial, Male, B-coded, 5 -pin<br>Connector, LED: No<br>Connection 2: Open end<br>Shielded: Yes<br>Cable length: 5,000 mm<br>Sheathing material: PUR   |

### Connection technology - Interconnection cables

|   | Part no.   | Designation          | Article               | Description  |
|---|------------|----------------------|-----------------------|--|
|  | 50114571 * | KB 301-3000          | Interconnection cable | Suitable for interface: RS 232, RS 422, RS 485<br>Connection 1: Socket connector<br>Connection 2: JST ZHR connector, 10 -pin, 6 -pin<br>Shielded: Yes<br>Cable length: 3,000 mm<br>Sheathing material: PVC |
|   | 50117011   | KB USB A - USB miniB | Service line          | Application: Oil and lubricant resistant<br>Suitable for interface: USB<br>Connection 1: USB<br>Connection 2: USB<br>Shielded: Yes<br>Cable length: 1,500 mm<br>Sheathing material: PVC                    |

## Accessories

|  | Part no. | Designation                 | Article               | Description   |
|--|----------|-----------------------------|-----------------------|---|
|  | 50135254 | KDS PB-M12-4A-M12-4A-P3-050 | Interconnection cable | Application: Oil and lubricant resistant<br>Suitable for interface: PROFIBUS DP<br>Connection 1: Connector, M12, Axial, Female, B-coded, 5 -pin<br>Connection 2: Connector, M12, Axial, Male, B-coded, 4 -pin<br>Shielded: Yes<br>Cable length: 5,000 mm<br>Sheathing material: PUR |

\* Necessary accessories, please order separately

## Connection technology - Terminating resistors

|  | Part no. | Designation | Article         | Description   |
|--|----------|-------------|-----------------|---|
|  | 50038539 | TS 02-4-SA  | Terminator plug | Suitable for: MultiNet Plus, PROFIBUS DP<br>Function: Bus termination<br>Connection 1: Connector, M12, Axial, Male, B-coded, 4 -pin |

## Connection technology - Connection boxes

|  | Part no.   | Designation | Article         | Description   |
|--|------------|-------------|-----------------|---|
|  | 50116464 * | MK 301      | Connection unit | Suitable for: BCL 301i, BPS 301i<br>Interface: MultiNet Plus<br>Number of connections: 4 Piece(s)<br>Connection: Terminal       |
|  | 50116469 * | MS 301      | Connection unit | Suitable for: BCL 301i, BPS 301i<br>Interface: MultiNet Plus<br>Number of connections: 5 Piece(s)<br>Connection: Connector, M12 |


\* Necessary accessories, please order separately

## Mounting technology - Mounting brackets


|  | Part no. | Designation | Article         | Description   |
|--|----------|-------------|-----------------|---|
|  | 50121433 | BT 300 W    | Mounting device | Contains: 4x M4 x 10 screw, 2x M6 x 10 screws, 4x M3 x 8 screw<br>Design of mounting device: Angle, L-shape<br>Fastening, at system: Through-hole mounting<br>Mounting bracket, at device: Screw type<br>Type of mounting device: Adjustable<br>Material: Metal |

## Accessories





### Mounting technology - Rod mounts

|  | Part no. | Designation | Article         | Description   |
|--|----------|-------------|-----------------|---|
|  | 50121435 | BT 56 - 1   | Mounting device | Functions: Static applications<br>Design of mounting device: Mounting system<br>Fastening, at system: For 12 mm rod, For 14 mm rod, For 16 mm rod<br>Mounting bracket, at device: Clampable<br>Material: Metal<br>Tightening torque of the clamping jaws: 8 N·m |

### Mounting technology - Other

|   | Part no. | Designation | Article         | Description   |
|---|----------|-------------|-----------------|---|
|  | 50124941 | BTU 0300M-W | Mounting device | Fastening, at system: Through-hole mounting<br>Mounting bracket, at device: Clampable, Groove mounting, Suited for M4 screws<br>Material: Metal<br>Shock absorber: No |

## Services

|  | Part no. | Designation | Article          | Description   |
|--|----------|-------------|------------------|---|
|  | S981020  | CS30-E-212  | Hourly rate      | Details: Compilation of the application data, selection and suggestion of suitable sensor system, drawing prepared as assembly sketch.<br>Conditions: Completed questionnaire or project specifications with a description of the application have been provided. |
|  | S981014  | CS30-S-110  | Start-up support | Details: Performed at location of customer's choosing, duration: max. 10 hours.<br>Conditions: Devices and connection cables are already mounted, price not including travel costs and, if applicable, accommodation expenses.                                    |
|  | S981019  | CS30-T-110  | Product training | Details: Location and content to be agreed upon, duration: max. 10 hours.<br>Conditions: Price not including travel costs and, if applicable, accommodation expenses.   |
|  | S981021  | CS30-V-212  | Hourly rate      | Details: REA evaluation with creation of a test report, evaluation of the code quality.<br>Conditions: Original bar codes to be provided by the client.   |

#### Note



A list with all available accessories can be found on the Leuze website in the Download tab of the article detailed page.