

Technical data sheet

Safety sensor/transceiver set

Part no.: 426537

MLD535-RT3M-UDC-1600-S2

Contents




- Set consists of
- Technical data
- Suitable deflecting mirrors
- Accessories



For illustration purposes only



Set consists of

	Quantity	Part no.	Designation	Article	Description
	1	520144	AC-SCM7U-BT	Sensor connection module	Suitable for: MLD 335, MLD 535 multiple light beam safety devices Supply voltage: 24 V, DC, -20 ... 20 % Number of connections: 7 Piece(s) Connection: Cable with connector, M12, 500 mm Type of fastening: Mounting plate
	1	66578200	MLD535-RT3M	Multiple light beam safety device transceiver	Special version: Integrated muting indicator, Integrated status indicator Operating range: 0.5 ... 6 m Number of beams: 3 Piece(s) Beam spacing: 400 mm Response time: 50 ms Connection: Connector, M12, Metal, 8 -pin
	1	549853	UDC-1600-S2	Device column	Functions: Mounting and protection of light curtains and multiple light beam devices, Adjustable, 3 directions Dimensions: 160 mm x 1,660 mm x 149 mm Column height without foot: 1,600 mm

Technical data

Basic data

Series	MLD-UDC
Device type	Transceiver

Special version

Special version	Integrated muting indicator
-----------------	-----------------------------

Functions

Functions	Alternative connection for second muting signal Configuration by means of wiring Contactor monitoring (EDM), selectable Muting enable function Muting-timeout extension Sequence controlled 2-sensor muting Start/restart interlock (RES), selectable Timing controlled 4-sensor muting
Integrated laser alignment aid	No
Integrated muting indicator	Yes
Integrated status indicator	Yes

Characteristic parameters

Type	4, IEC/EN 61496
SIL	3, IEC 61508
SILCL	3, IEC/EN 62061
Performance Level (PL)	e, EN ISO 13849-1
PFH _D	6.6E-09 per hour
Mission time T _M	20 years, EN ISO 13849-1
Category	4, EN ISO 13849

Protective field data

Operating range	0.5 ... 6 m
Operating range in connection with MLD-XM03	0.5 ... 8 m

Optical data

Number of beams	3 Piece(s)
Beam spacing	400 mm

Mechanical data


With device column	Yes
Column height without foot	1,600 mm

Certifications

Classification




Customs tariff number	85365019
ECLASS 5.1.4	27272703
ECLASS 8.0	27272703
ECLASS 9.0	27272703
ECLASS 10.0	27272703
ECLASS 12.0	27272703
ECLASS 13.0	27272703
ECLASS 14.0	27272703
ECLASS 15.0	27272703
ETIM 5.0	EC001832
ETIM 6.0	EC001832
ETIM 7.0	EC001832
ETIM 8.0	EC001832
ETIM 9.0	EC001832
ETIM 10.0	EC001832

Suitable deflecting mirrors

	Part no.	Designation	Article	Description
	905068	MLD-M003-UDC-1600-S2	Safety sensor/deflecting mirror set	Series: MLD-UDC Number of beams: 3 Piece(s) Beam spacing: 400 mm With device column: Yes Column height without foot: 1,600 mm

Accessories

Connection technology - Connection cables

	Part no.	Designation	Article	Description
  	50135128	KD S-M12-8A-P1-050	Connection cable	Connection 1: Connector, M12, Axial, Female, A-coded, 8 -pin Connector, LED: No Connection 2: Open end Shielded: Yes Cable length: 5.000 mm Sheathing material: PUR

Note



A list with all available accessories can be found on the Leuze website in the Download tab of the article detailed page.