

## Technical data sheet Light curtain receiver

Part no.: 50123207

CML730i-R20-950.A/PB-M12

### Contents

- Technical data
- Dimensioned drawings
- Electrical connection
- Operation and display
- Suitable transmitters
- Part number code
- Notes
- Accessories



For illustration purposes only



## Technical data

### Basic data

|                     |  |
|---------------------|--|
| Series              | 730  |
| Operating principle | Throughbeam principle                                  |
| Device type         | Receiver   |
| Contains            | 2x BT-NC sliding block                                 |
| Application         | Detection of transparent objects<br>Object measurement |

### Special version

|                 |   |
|-----------------|---|
| Special version | Crossed-beam scanning<br>Diagonal-beam scanning<br>Parallel-beam scanning |
|-----------------|---|

### Optical data

|                                    |                            |
|------------------------------------|----------------------------|
| Operating range                    | 0.3 ... 9.5 m              |
| Operating range                    | Guaranteed operating range |
| Operating range, transparent media | 0.3 ... 3.5 m              |
| Operating range limit              | 0.2 ... 12 m               |
| Operating range limit              | Typical operating range    |
| Measurement field length           | 950 mm                     |
| Number of beams                    | 48 Piece(s)                |
| Beam spacing                       | 20 mm                      |

### Measurement data

|                         |       |
|-------------------------|-------|
| Minimum object diameter | 30 mm |
|-------------------------|-------|

### Electrical data

|                    |   |
|--------------------|---|
| Protective circuit | Polarity reversal protection<br>Short circuit protected<br>Transient protection |
|--------------------|---|

### Performance data

|                      |  |
|----------------------|--|
| Supply voltage $U_B$ | 18 ... 30 V, DC  |
| Residual ripple      | 0 ... 15 %, From $U_B$   |
| Open-circuit current | 0 ... 215 mA, The specified values refer to the entire package consisting of transmitter and receiver. |

### Inputs/outputs selectable

|                                     |                                    |
|-------------------------------------|------------------------------------|
| Output current, max.                | 100 mA                             |
| Input resistance                    | 6,000 $\Omega$                     |
| Number of inputs/outputs selectable | 2 Piece(s)                         |
| Type                                | Inputs/outputs selectable          |
| Voltage type, outputs               | DC                                 |
| Switching voltage, outputs          | Typ. $U_B$ / 0 V                   |
| Voltage type, inputs                | DC                                 |
| Switching voltage, inputs           | high: $\geq 6V$<br>low: $\leq 4 V$ |

### Input/output 1

|                          |      |
|--------------------------|------|
| Activation/disable delay | 1 ms |
|--------------------------|------|

### Time behavior

|                        |            |
|------------------------|------------|
| Cycle time             | 1 ms       |
| Response time per beam | 10 $\mu s$ |

### Interface

|      |             |
|------|-------------|
| Type | PROFIBUS DP |
|------|-------------|

### PROFIBUS DP

|          |         |
|----------|---------|
| Function | Process |
|----------|---------|

### Service interface

|      |         |
|------|---------|
| Type | IO-Link |
|------|---------|

### IO-Link

|          |                                       |
|----------|---------------------------------------|
| Function | Configuration via software<br>Service |
|----------|---------------------------------------|

### Connection

|                       |            |
|-----------------------|------------|
| Number of connections | 2 Piece(s) |
| Plug outlet           | Axial      |

### Connection 1

|          |   |
|----------|---|
| Function | Configuration interface<br>Connection to transmitter<br>Signal IN<br>Signal OUT<br>Voltage supply |
|----------|---|

|                    |           |
|--------------------|-----------|
| Type of connection | Connector |
|--------------------|-----------|

|             |     |
|-------------|-----|
| Thread size | M12 |
|-------------|-----|

|      |      |
|------|------|
| Type | Male |
|------|------|

|          |       |
|----------|-------|
| Material | Metal |
|----------|-------|

|             |        |
|-------------|--------|
| No. of pins | 8 -pin |
|-------------|--------|

|          |         |
|----------|---------|
| Encoding | A-coded |
|----------|---------|

### Connection 2

|          |                   |
|----------|-------------------|
| Function | BUS IN<br>BUS OUT |
|----------|-------------------|

|                    |           |
|--------------------|-----------|
| Type of connection | Connector |
|--------------------|-----------|

|             |     |
|-------------|-----|
| Thread size | M12 |
|-------------|-----|

|      |        |
|------|--------|
| Type | Female |
|------|--------|

|          |       |
|----------|-------|
| Material | Metal |
|----------|-------|

|             |        |
|-------------|--------|
| No. of pins | 5 -pin |
|-------------|--------|

|          |         |
|----------|---------|
| Encoding | B-coded |
|----------|---------|

### Mechanical data

|                       |   |
|-----------------------|---|
| Design                | Cubic   |
| Dimension (W x H x L) | 29 mm x 35.4 mm x 1,035 mm                      |
| Housing material      | Metal   |
| Metal housing         | Aluminum  |
| Lens cover material   | Plastic   |
| Net weight            | 1,150 g   |
| Housing color         | Silver  |
| Type of fastening     | Groove mounting<br>Via optional mounting device |

### Operation and display

|                       |                      |
|-----------------------|----------------------|
| Type of display       | LED<br>OLED display  |
| Number of LEDs        | 2 Piece(s)           |
| Type of configuration | Software<br>Teach-in |
| Operational controls  | Membrane keyboard    |

### Environmental data

|                                |               |
|--------------------------------|---------------|
| Ambient temperature, operation | -30 ... 60 °C |
| Ambient temperature, storage   | -40 ... 70 °C |

## Technical data

### Certifications

|                      |               |
|----------------------|---------------|
| Degree of protection | IP 65         |
| Protection class     | III           |
| Approvals            | c UL US       |
| Standards applied    | IEC 60947-5-2 |

### Classification

|                       |          |
|-----------------------|----------|
| Customs tariff number | 90314990 |
| ECLASS 5.1.4          | 27270910 |
| ECLASS 8.0            | 27270910 |
| ECLASS 9.0            | 27270910 |
| ECLASS 10.0           | 27270910 |
| ECLASS 11.0           | 27270910 |
| ECLASS 12.0           | 27270910 |
| ECLASS 13.0           | 27270910 |
| ECLASS 14.0           | 27270910 |
| ECLASS 15.0           | 27270910 |
| ETIM 5.0              | EC002549 |
| ETIM 6.0              | EC002549 |
| ETIM 7.0              | EC002549 |
| ETIM 8.0              | EC002549 |
| ETIM 9.0              | EC002549 |
| ETIM 10.0             | EC002549 |

## Dimensioned drawings

All dimensions in millimeters



- |   |                                 |   |                       |
|---|---------------------------------|---|-----------------------|
| A | Beam spacing 20 mm              | L | Profile length 968 mm |
| B | Measurement field length 950 mm | T | Transmitter           |
| F | M6 thread                       | R | Receiver              |
| G | Fastening groove                | Y | 5 mm                  |

Dimensioned drawings



Electrical connection

Connection 1

|                    |   |
|--------------------|---|
| Function           | Configuration interface<br>Connection to transmitter<br>Signal IN<br>Signal OUT<br>Voltage supply |
| Type of connection | Connector   |
| Thread size        | M12   |
| Type               | Male  |
| Material           | Metal   |
| No. of pins        | 8 -pin  |
| Encoding           | A-coded   |

Pin Pin assignment

|   |            |
|---|------------|
| 1 | V+         |
| 2 | I/O 1      |
| 3 | GND        |
| 4 | IO-Link    |
| 5 | I/O 2      |
| 6 | RS 485 Tx+ |
| 7 | RS 485 Tx+ |
| 8 | FE/SHIELD  |



Connection 2

|                    |                   |
|--------------------|-------------------|
| Function           | BUS IN<br>BUS OUT |
| Type of connection | Connector         |
| Thread size        | M12               |
| Type               | Female            |
| Material           | Metal             |
| No. of pins        | 5 -pin            |
| Encoding           | B-coded           |

Electrical connection


| Pin | Pin assignment |
|-----|----------------|
| 1   | V+             |
| 2   | Tx-            |
| 3   | PB GND         |
| 4   | Tx+            |
| 5   | FE/SHIELD      |



Operation and display

| LED | Display                  | Meaning                                |
|-----|--------------------------|--|
| 1   | Green, continuous light  | Operational readiness                  |
|     | Green, flashing          | Teach / error                          |
| 2   | Yellow, continuous light | Light path free, with function reserve |
|     | Yellow, flashing         | No function reserve                    |
|     | Off                      | Object detected                        |

Suitable transmitters

|  | Part no. | Designation           | Article                   | Description   |
|--|----------|-----------------------|---------------------------|---|
|  | 50118634 | CML730i-T20-950.A-M12 | Light curtain transmitter | Operating range: 0.3 ... 9.5 m<br>Connection: Connector, M12, Axial, 5 -pin |

Part number code

Part designation: CML7XXi-YYZ-AAAA.BCCDDDD-EEEEFF

|      |  |
|------|--|
| CML  | <b>Operating principle</b><br>Measuring light curtain  |
| 7XXi | <b>Series</b><br>720i: 720i series<br>730i: 730i series  |
| Y    | <b>Device type</b><br>T: transmitter<br>R: receiver  |
| ZZ   | <b>Beam spacing</b><br>05: 5 mm<br>10: 10 mm<br>20: 20 mm<br>40: 40 mm   |
| AAAA | Measurement field length [mm], dependent on beam spacing   |
| B    | <b>Equipment</b><br>A: Axial connector outlet<br>R: Rear connector outlet  |
| CCC  | <b>Interface</b><br>L: IO-Link<br>/CN: CANopen<br>/PB: PROFIBUS<br>/PN: PROFINET<br>/CV: Analog current and voltage output<br>/D3: RS 485 Modbus |

## Part number code

|     |  |
|-----|--|
| DDD | <b>Special equipment</b><br>-PS: Power Setting     |
| EEE | <b>Electrical connection</b><br>M12: M12 connector |
| FFF | <b>-EX: Explosion protection</b>                   |

### Note



A list with all available device types can be found on the Leuze website at [www.leuze.com](http://www.leuze.com).

## Notes



### Observe intended use!



- This product is not a safety sensor and is not intended as personnel protection.
- The product may only be put into operation by competent persons.
- Only use the product in accordance with its intended use.

### For UL applications:



- For UL applications, use is only permitted in Class 2 circuits in accordance with the NEC (National Electric Code).
- These proximity switches shall be used with UL Listed Cable assemblies rated 30V, 0.5A min, in the field installation, or equivalent (categories: CYJV/ CYJV7 or PVVA/PVVA7)

## Accessories

### Connection technology - Connection cables


|   | Part no. | Designation        | Article          | Description   |
|---|----------|--------------------|------------------|---|
|  | 50132079 | KD U-M12-5A-V1-050 | Connection cable | Connection 1: Connector, M12, Axial, Female, A-coded, 5 -pin<br>Connector, LED: No<br>Connection 2: Open end<br>Shielded: No<br>Cable length: 5.000 mm<br>Sheathing material: PVC |

### Connection technology - Y distribution cables


|  | Part no. | Designation             | Article               | Description  |
|--|----------|-------------------------|-----------------------|--|
|  | 50118183 | K-Y1 M12A-5m-M12A-S-PUR | Interconnection cable | Connection 1: Connector, M12, Axial, Female, A-coded, 5 -pin<br>Connection 2: Connector, M12, Axial, Male, A-coded, 5 -pin<br>Connection 3: Connector, M12, Axial, Female, A-coded, 8 -pin<br>Shielded: Yes<br>Cable length fork 1: 5.000 mm<br>Cable length fork 2: 150 mm<br>Sheathing material: PUR |

## Accessories

### Mounting technology - Mounting brackets

|  | Part no. | Designation    | Article             | Description   |
|--|----------|----------------|---------------------|---|
|  | 50142900 | BT 700M.5-2SET | Mounting device set | Design of mounting device: Bracket mounting<br>Fastening, at system: Through-hole mounting, T slotted hole<br>Mounting bracket, at device: Screw type, Sliding block<br>Type of mounting device: Rigid<br>Material: Steel |

### Configuration devices

|  | Part no. | Designation                  | Article         | Description  |
|--|----------|------------------------------|-----------------|--|
|  | 50121098 | SET MD12-US2-IL1.1<br>+ Zub. | Diagnostics set | Interface: USB<br>Connections: 2 Piece(s)<br>Degree of protection: IP 20 |

### Services

|  | Part no. | Designation | Article          | Description  |
|--|----------|-------------|------------------|--|
|   | S981001  | CS10-S-110  | Start-up support | Details: Performed at location of customer's choosing, duration: max. 10 hours.<br>Conditions: Devices and connection cables are already mounted, price not including travel costs and, if applicable, accommodation expenses. |
|  | S981005  | CS10-T-110  | Product training | Details: Location and content to be agreed upon, duration: max. 10 hours.<br>Conditions: Price not including travel costs and, if applicable, accommodation expenses.  |

#### Note



🔗 A list with all available accessories can be found on the Leuze website in the Download tab of the article detailed page.