

Technical data sheet

Throughbeam photoelectric sensor transmitter

Part no.: 50106871

LSS 96M-1093-24

Contents

- Technical data
- Electrical connection
- Suitable receivers
- Accessories



For illustration purposes only



Technical data

Basic data

Series	96
Operating principle	Throughbeam principle
Device type	Transmitter

Special version

Special version	Activation input
	Heating

Optical data

Operating range	0 ... 120 m (guaranteed operating range)
Operating range limit	0 ... 150 m (typical operating range)
Light source	LED, Infrared

Electrical data

Performance data

Supply voltage U_B	10 ... 30 V, DC
Residual ripple	0 ... 15 %, From U_B
Open-circuit current	0 ... 50 mA

Inputs

Number of activation inputs	1 Piece(s)
-----------------------------	------------

Activation inputs

Type	Activation input
------	------------------

Activation input 1

Time behavior

Connection

Number of connections	1 Piece(s)
-----------------------	------------

Connection 1

Type of connection	Terminal
No. of pins	3 -pin

Mechanical data

Dimension (W x H x L)	30 mm x 90 mm x 70 mm
Housing material	Metal
Metal housing	Zinc
Lens cover material	Glass
Net weight	380 g
Note	Housing part used contains perfluorobutanesulfonic acid (PFBS)

Operation and display

Type of display	LED
-----------------	-----

Environmental data

Ambient temperature, operation	-40 ... 55 °C
--------------------------------	---------------

Certifications

Degree of protection	IP 67
Protection class	II
Approvals	c UL US
Standards applied	IEC 60947-5-2

Classification

Customs tariff number	85365019
ECLASS 5.1.4	27270901
ECLASS 8.0	27270901
ECLASS 9.0	27270901
ECLASS 10.0	27270901
ECLASS 11.0	27270901
ECLASS 12.0	27270901
ECLASS 13.0	27270901
ECLASS 14.0	27270901
ECLASS 15.0	27270901
ECLASS 16.0	27270901
ETIM 5.0	EC002716
ETIM 6.0	EC002716
ETIM 7.0	EC002716
ETIM 8.0	EC002716
ETIM 9.0	EC002716
ETIM 10.0	EC002716
UNSPSC 26.08	39121528

Electrical connection

Connection 1


Type of connection	Terminal
No. of pins	3 -pin

Terminal

Assignment


1	
2	
3	

Suitable receivers


	Part no.	Designation	Operating range Operating range limit	Description
	50033328	LSE 96M/P-3012-21	0 ... 120 m 0 ... 150 m	Special version: Heating Supply voltage: DC Digital switching outputs: 2 Piece(s) Switching output 1: Transistor, PNP, Light switching Switching output 2: Transistor, PNP, Dark switching Switching frequency: 500 Hz Connection: Terminal, 4 -pin Operational controls: 270° potentiometer

Accessories

Mounting technology - Mounting brackets

	Part no.	Designation	Article	Description
	50025570	BT 96	Mounting device	Design of mounting device: Angle, L-shape Fastening, at system: Through-hole mounting Mounting bracket, at device: Screw type Type of mounting device: Rigid Material: Metal

Mounting technology - Rod mounts

	Part no.	Designation	Article	Description
	50104897	BT 450.3-96	Mounting device	Design of mounting device: Mounting system Fastening, at system: For 12 mm rod Mounting bracket, at device: Screw type Type of mounting device: Turning, 360°, Adjustable Material: Metal

Note



A list with all available accessories can be found on the Leuze website in the Download tab of the article detailed page.