

Technical data sheet

Modular connection unit

Part no.: 50114155
MA 238i EtherCAT Gateway

Contents

- Technical data
- Electrical connection
- Operation and display
- Accessories



For illustration purposes only



Technical data

Basic data

Series	MA 2xxi
Suitable for	BCL 2x series bar code readers BCL 8 series bar code readers BPS 8 series bar code positioning system DCR 200i series stationary 2D-code readers FIS series mobile 2D-code readers HFxx series mobile RFID read/write systems HS 65x8 IT 1900g series mobile 2D-code readers IT 1902g series mobile 2D-code readers IT 1910 series mobile 2D-code readers IT 1911i series mobile 2D-code readers LSIS 222 series stationary 2D-code readers RFI RFM

Electrical data

Performance data	
Supply voltage U_B	18 ... 30 V, DC
Current consumption, max.	300 mA

Interface

Type	RS 232, EtherCAT
-------------	------------------

Connection

Number of connections	6 Piece(s)
Connection 1	
Function	Connection to device
Type of connection	Plug connector
Connection 2	
Function	BUS OUT
Type of connection	Connector
Thread size	M12
Type	Female
Material	Plastic
No. of pins	4 -pin
Encoding	D-coded
Connection 3	
Function	BUS IN
Type of connection	Connector
Thread size	M12
Type	Female
Material	Metal
No. of pins	4 -pin
Encoding	D-coded

Connection 4

Function	Voltage supply
Type of connection	Connector
Thread size	M12
Type	Male
Material	Metal
No. of pins	5 -pin
Encoding	A-coded

Connection 5

Function	Voltage supply
Type of connection	Connector
Thread size	M12
Type	Male
Material	Metal
No. of pins	5 -pin
Encoding	A-coded

Connection 6

Function	Service interface
Type of connection	Sub-D
No. of pins	9 -pin

Mechanical data

Design	Cubic
Dimension (W x H x L)	107 mm x 40 mm x 180 mm
Housing material	Metal
Net weight	700 g
Housing color	Red, RAL 3000
Type of fastening	Through-hole mounting

Operation and display

Type of display	LED
Number of LEDs	2 Piece(s)

Environmental data

Ambient temperature, operation	-30 ... 55 °C
Ambient temperature, storage	-20 ... 60 °C
Relative humidity (non-condensing)	5 ... 90 %

Certifications

Degree of protection	IP 65
Approvals	c UL US

Technical data

Customs tariff number	85176200
ECLASS 5.1.4	27379201
ECLASS 8.0	27379201
ECLASS 9.0	27069190
ECLASS 10.0	27069190
ECLASS 11.0	27069090
ECLASS 12.0	27069090
ECLASS 13.0	27069090
ECLASS 14.0	27069090
ECLASS 15.0	27069090
ECLASS 16.0	27069090
ETIM 5.0	EC001855
ETIM 6.0	EC001855
ETIM 7.0	EC001855
ETIM 8.0	EC001855
ETIM 9.0	EC001855
ETIM 10.0	EC001855
UNSPSC 26.08	26121600

Electrical connection

Connection 1

Leuze device

Function	Connection to device
Type of connection	Plug connector
No. of pins	10 pins -pin

Connection 2

BUS OUT

Function	BUS OUT
Type of connection	Connector
Thread size	M12
Type	Female
Material	Plastic
No. of pins	4 -pin
Encoding	D-coded

Pin Pin assignment

1	TD+
2	RD+
3	TD-
4	RD-

Connection 3

BUS IN

Function	BUS IN
Type of connection	Connector
Thread size	M12
Type	Female
Material	Metal
No. of pins	4 -pin
Encoding	D-coded

Electrical connection

Pin	Pin assignment
1	TD+
2	RD+
3	TD-
4	RD-

Connection 4	PWR
Function	Voltage supply
Type of connection	Connector
Thread size	M12
Type	Male
Material	Metal
No. of pins	5 -pin
Encoding	A-coded

Pin	Pin assignment
1	VCC
2	SWIO 2
3	GND
4	SWIO 1
5	FE

Connection 5	PWR
Function	Voltage supply
Type of connection	Connector
Thread size	M12
Type	Male
Material	Metal
No. of pins	5 -pin
Encoding	A-coded

Pin	Pin assignment
1	V_IN
2	SWIO 2
3	GND
4	SWIO 1
5	FE

Connection 6	SERVICE
Function	Service interface
Type of connection	Sub-D
No. of pins	9 -pin
Type	Male

Electrical connection



Pin	Pin assignment
1	n.c.
2	RxD Service
3	TXD service
4	n.c.
5	GND
6	n.c.
7	n.c.
8	n.c.
9	n.c.

Operation and display


LED	Display	Meaning
1	Green, continuous light	BUS OK
	Red, continuous light	Bus error
2	Green, continuous light	Operational readiness
	Red, continuous light	Device error
3	Green, continuous light	BUS OK
	Yellow, flashing	Data transmission active
4	Green, continuous light	BUS OK
	Yellow, flashing	Data transmission active

Accessories

Connection technology - Connection cables

	Part no.	Designation	Article	Description
	50132079	KD U-M12-5A-V1-050	Connection cable	Application: Chemical resistant Connection 1: Connector, M12, Axial, Female, A-coded, 5 -pin Connector, LED: No Connection 2: Open end Shielded: No Cable length: 5,000 mm Sheathing material: PVC
	50135074	KS ET-M12-4A-P7-050	Connection cable	Application: Oil and lubricant resistant Suitable for interface: Ethernet Connection 1: Connector, M12, Axial, Male, D-coded, 4 -pin Connector, LED: No Connection 2: Open end Shielded: Yes Cable length: 5,000 mm Sheathing material: PUR

Connection technology - Interconnection cables

	Part no.	Designation	Article	Description
	50133298	KDS U-M12-5A-M12-5A-V1-050	Interconnection cable	Application: Chemical resistant Connection 1: Connector, M12, Axial, Female, A-coded, 5 -pin Connection 2: Connector, M12, Axial, Male, A-coded, 5 -pin Shielded: No Cable length: 5,000 mm Sheathing material: PVC

Accessories

Note



🔗 A list with all available accessories can be found on the Leuze website in the Download tab of the article detailed page.