

## Technical data sheet

### Distribution box

Part no.: 50130990

MD 7XXP-11-88IO3-12

#### Contents

- Technical data
- Dimensioned drawings
- Electrical connection
- Circuit diagrams
- Operation and display
- Accessories



For illustration purposes only



## Technical data

### Electrical data

#### Inputs

Switching element	PNP
-------------------	-----

#### Performance data

Total current	1.5 A
---------------	-------

#### Input data logic

Nominal input voltage $U_N$	24 V DC
-----------------------------	---------

### Connection

#### Master connection

Type of connection	Connector
Function	Connection to the control
Thread size	M12
No. of pins	12 -pin
Encoding	A-coded
Type	Male

#### Distribution box connections

Number of connections	8 Piece(s)
Thread size	M8
No. of pins	3 -pin
Encoding	A-coded
Type	Female
Material	Plastic
Material of O-ring seal	TPU
Material of contacts	Gold-plated
Operating current per contact	1.5 A

### Mechanical data

Design	Cubic
Dimension (W x H x L)	30 mm x 31.5 mm x 127 mm
Housing material	Plastic
Net weight	127 g
Screw tightening torque	0 N·m

### Operation and display

Type of display	LED
-----------------	-----

### Environmental data

Ambient temperature, operation	-20 ... 70 °C, Depending on the connected cable
--------------------------------	---

### Certifications

Degree of protection	IP 65
----------------------	-------

	IP 67
--	-------

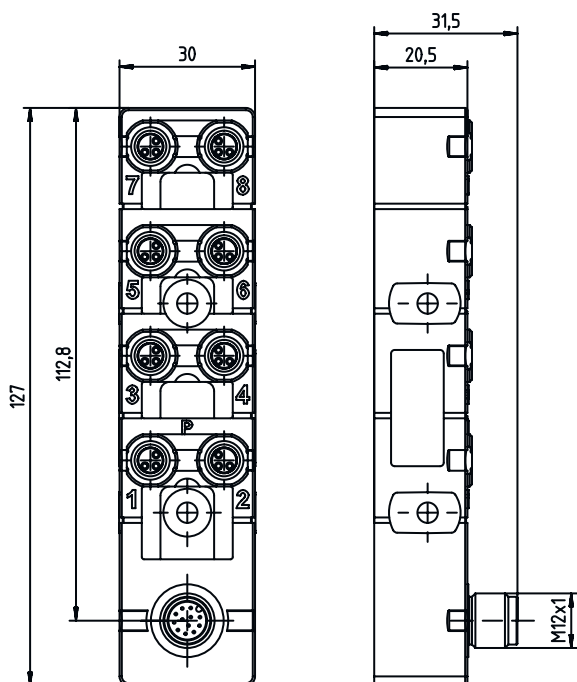
Approvals	c UL US
-----------	---------

### Classification

Customs tariff number	85369010
ECLASS 5.1.4	27279201
ECLASS 8.0	27279219
ECLASS 9.0	27440108
ECLASS 10.0	27440108
ECLASS 11.0	27440108
ECLASS 12.0	27440108
ECLASS 13.0	27440108
ECLASS 14.0	27440108
ECLASS 15.0	27440108
ETIM 5.0	EC002585
ETIM 6.0	EC002585
ETIM 7.0	EC003558
ETIM 8.0	EC002585
ETIM 9.0	EC002585
ETIM 10.0	EC002585

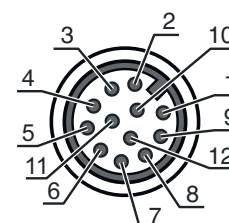
## Dimensioned drawings

All dimensions in millimeters

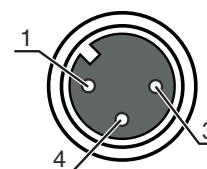


## Electrical connection

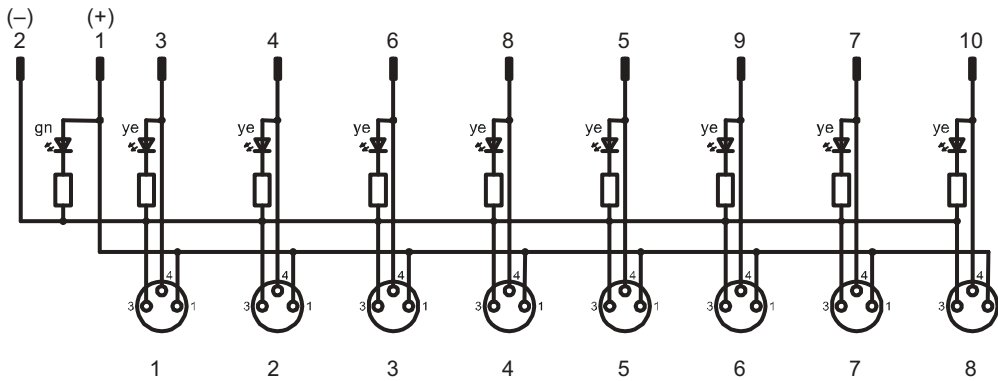
Pin	Pin assignment	Conductor color
1	Socket 1-10 / contact 1	Brown
2	Socket 1-10 / contact 3	Blue
3	Socket 1 / contact 4	White
4	Socket 2 / contact 4	Green
5	Socket 5 / contact 4	Pink
6	Socket 3 / contact 4	Yellow
7	Socket 7 / contact 4	Black
8	Socket 4 / contact 4	Gray
9	Socket 6 / contact 4	Red
10	Socket 8 / contact 4	Violet
11	Socket 9 / contact 4	Gray / Pink
12	Socket 10 / contact 4	Blue / Red



Pin	Pin assignment	Conductor color
1	+	Brown
3	-	Blue
4	S1	See table above



# Circuit diagrams



## Operation and display

LED	Display	Meaning
1	Green, continuous light	Operating voltage applied
2	Yellow, continuous light	Signal 1


## Accessories

### Connection technology - Connection cables

	Part no.	Designation	Article	Description
	50139769	KD U-M12-CA-P1-020	Connection cable	Connection 1: Connector, M12, Axial, Female, A-coded, 12 -pin Connector, LED: No Connection 2: Open end Shielded: No Cable length: 2.000 mm Sheathing material: PUR
	50139770	KD U-M12-CA-P1-050	Connection cable	Connection 1: Connector, M12, Axial, Female, A-coded, 12 -pin Connector, LED: No Connection 2: Open end Shielded: No Cable length: 5.000 mm Sheathing material: PUR
	50139771	KD U-M12-CA-P1-100	Connection cable	Connection 1: Connector, M12, Axial, Female, A-coded, 12 -pin Connector, LED: No Connection 2: Open end Shielded: No Cable length: 10.000 mm Sheathing material: PUR

## Accessories

### General

	Part no.	Designation	Article	Description
	50134479	CAP M8K-Set	Connection cap	Type: Cap for free sockets Thread size: M8 Material: Plastic

#### Note



A list with all available accessories can be found on the Leuze website in the Download tab of the article detailed page.