

Technical data sheet

Mounting bracket set

Part no.: 424422
BT-2SB10

Contents

- Technical data
- Dimensioned drawings



For illustration purposes only

Technical data

Basic data

Contains	2x BT-SB10
Suitable for product group	Measuring light curtains
	Protective sensors
	Safety light curtains
	Switching light curtains
Suitable for	CML700i light curtains
	CSL 710 light curtains
	Especially for devices with large protective field height
	MLC 500, MLC 300 safety light curtains
	MLD 500, MLD 300 multiple light beam safety devices
	Single light beam safety devices MLD500

Mechanical data

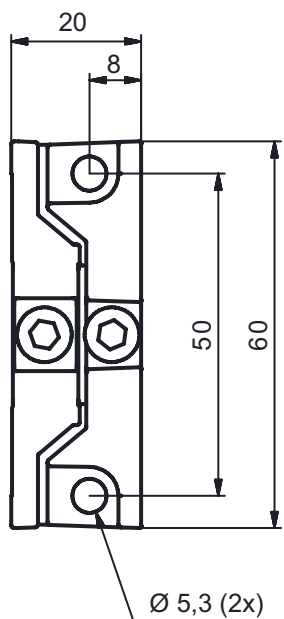
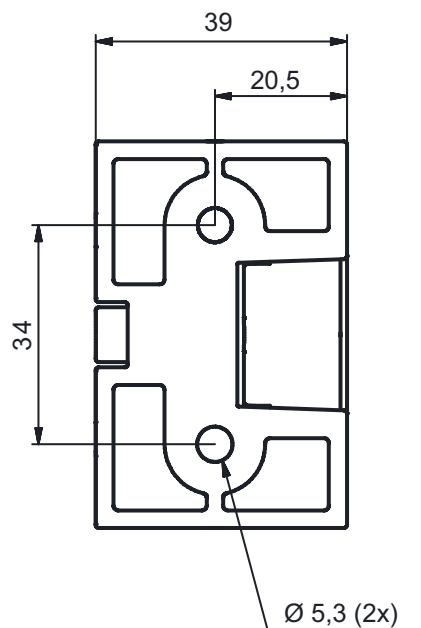

Design of mounting device	Mounting clamp
Type of fastening, at system	Through-hole mounting
Type of fastening, at device	Clampable
	On the lateral C-groove
Type of mounting device	Swiveling
Swivel range	-8 ... 8 °
Mounting device material	Metal

Classification

Customs tariff number	73182900
ECLASS 5.1.4	27279202
ECLASS 8.0	27279202
ECLASS 9.0	27273701
ECLASS 10.0	27273701
ECLASS 11.0	27273701
ECLASS 12.0	27273701
ECLASS 13.0	27273701
ECLASS 14.0	27273701
ETIM 5.0	EC002498
ETIM 6.0	EC003015
ETIM 7.0	EC003015
ETIM 8.0	EC003015
ETIM 9.0	EC003015

Dimensioned drawings

All dimensions in millimeters



Dimensioned drawings

Mounting variants

