

## Technical data sheet

### Deflecting mirror

Part no.: 529616

UM60-1650

#### Contents

- Technical data
- Dimensioned drawings



For illustration purposes only

## Technical data

### Basic data

Series	UM
Type, columns and mirrors	Deflecting mirror on the rear side

### Mechanical data

Dimension (W x H x L)	25 mm x 68 mm x 1,720 mm
Net weight	3,120 g
Housing color	Yellow, RAL 1021
Type of fastening	Groove mounting Swivel mount
Suitable for sensor	MLC 500, MLC 300 safety light curtains
Protected field height up to	1,650 mm
Mirror length	1,710 mm

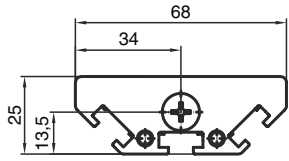
### Classification

Customs tariff number	70099200
ECLASS 5.1.4	27279207
ECLASS 8.0	27279207
ECLASS 9.0	27273605
ECLASS 10.0	27273605
ECLASS 11.0	27273605
ECLASS 12.0	27273605
ECLASS 13.0	27273605
ECLASS 14.0	27273605
ETIM 5.0	EC002467
ETIM 6.0	EC002467
ETIM 7.0	EC002467
ETIM 8.0	EC002467
ETIM 9.0	EC002467

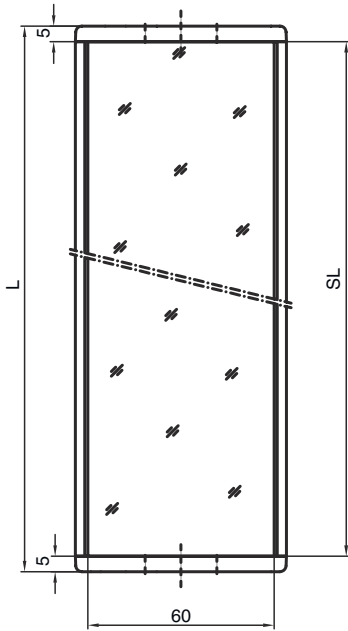
## Dimensioned drawings

All dimensions in millimeters

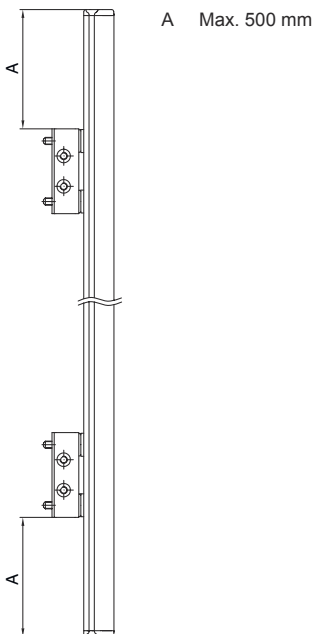
### Mirror



L Length = 1720 mm  
SL Mirror length = 1710 mm

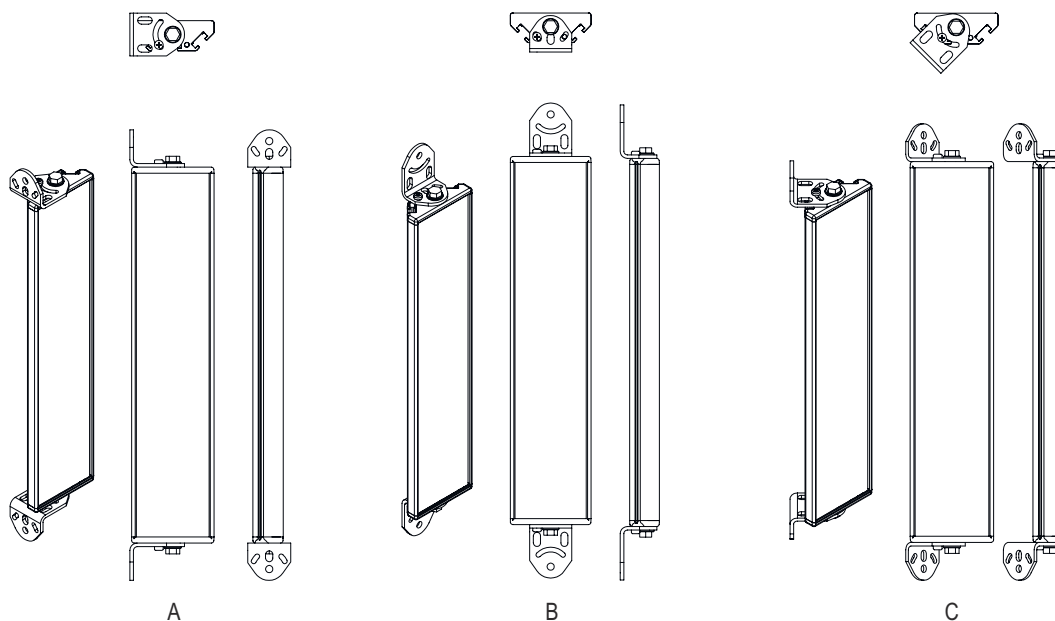


### Mounting distances



## Dimensioned drawings

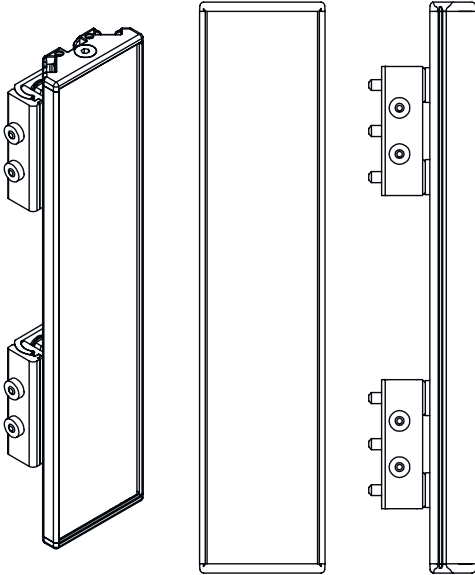
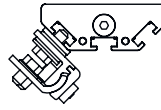
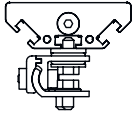
Mounting with BT-UM60 standard bracket



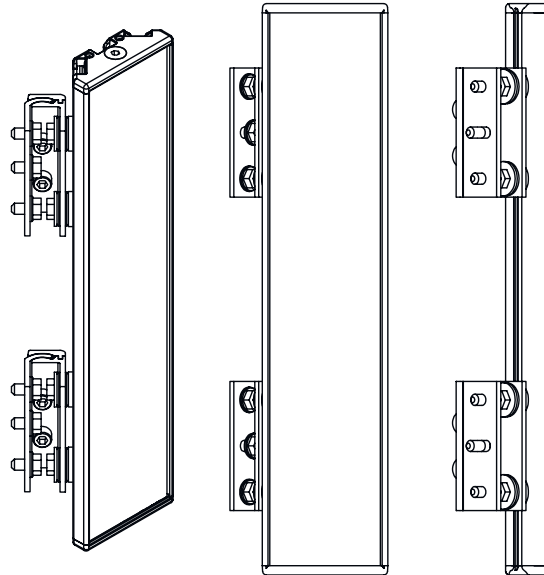
- A Lateral
- B Rear side
- C Adjustable at an angle (0 - 90°)

## Dimensioned drawings

Mounting with BT-SSD swiveling mounting bracket



A



B

- A Rear side
- B Lateral 45°