

Technical data sheet

Distribution box

Part no.: 50130608

MD 7XXP-11-82IO5-13

Contents

- Technical data
- Electrical connection
- Circuit diagrams
- Operation and display
- Accessories



For illustration purposes only



Technical data

Electrical data

Inputs

Switching element PNP

Performance data

Total current 10 A

Input data logic

Nominal input voltage U_N 24 V DC

Connection

Master connection

Type of connection Connector
 Function Connection to the control
 Thread size M23
 No. of pins 19 -pin
 Encoding A-coded
 Type Male

Distribution box connections

Number of connections 8 Piece(s)
 Thread size M12
 No. of pins 5 -pin
 Encoding A-coded
 Type Female
 Material Plastic
 Material of O-ring seal TPU
 Material of contacts Gold-plated
 Operating current per contact 4 A

Mechanical data

Design Cubic
 Dimension (W x H x L) 50 mm x 36.5 mm x 150 mm
 Housing material Plastic
 Net weight 190 g
 Screw tightening torque 1 N·m

Operation and display

Type of display LED

Environmental data

Ambient temperature, operation -20 ... 70 °C, Depending on the connected cable

Certifications

Degree of protection IP 65

IP 67

Approvals c UL US

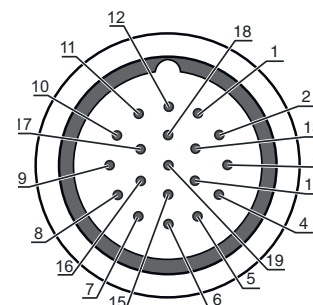
Classification

Customs tariff number 85369010
 ECLASS 5.1.4 27279201
 ECLASS 8.0 27279219
 ECLASS 9.0 27440108
 ECLASS 10.0 27440108
 ECLASS 11.0 27440108
 ECLASS 12.0 27440108
 ECLASS 13.0 27440108
 ECLASS 14.0 27440108
 ECLASS 15.0 27440108
 ECLASS 16.0 27440108
 ETIM 5.0 EC002585
 ETIM 6.0 EC002585
 ETIM 7.0 EC003558
 ETIM 8.0 EC002585
 ETIM 9.0 EC002585
 ETIM 10.0 EC002585
 UNSPSC 26.08 32151900

Electrical connection

Pin Pin assignment

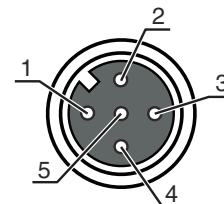
Pin	Pin assignment
1	Socket 8 / contact 4
2	Socket 6 / contact 4
3	Socket 4 / contact 4
4	Socket 2 / contact 2
5	Socket 2 / contact 4
6	Socket 1-8 / contact 3
7	Socket 1 / contact 2
8	Socket 3 / contact 2
9	Socket 5 / contact 2
10	Socket 7 / contact 2
11	Socket 7 / contact 4
12	Socket 1-8 / contact 5
13	Socket 6 / contact 2



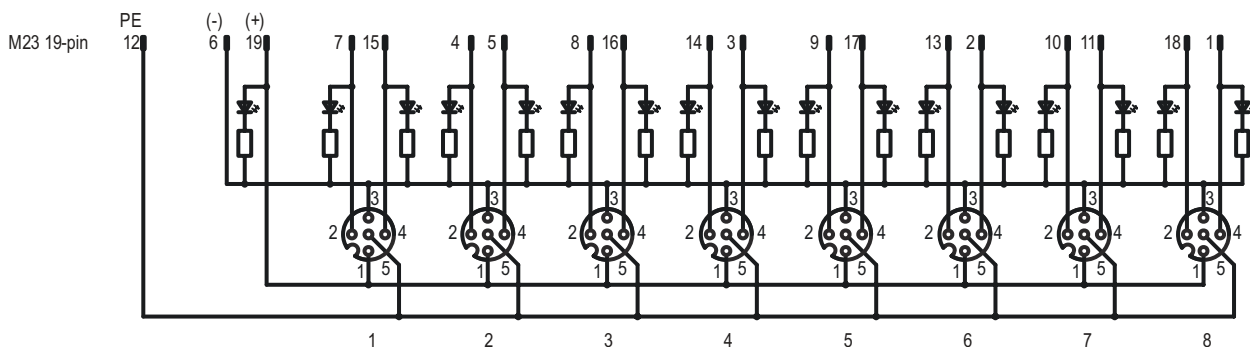
Electrical connection

Pin	Pin assignment
14	Socket 4 / contact 2
15	Socket 1 / contact 4
16	Socket 3 / contact 4
17	Socket 5 / contact 4
18	Socket 8 / contact 2
19	Socket 1-8 / contact 1

Pin	Pin assignment
1	+
2	Signal 2 (NC)
3	-
4	Signal 1 (NO)
5	PE



Circuit diagrams



Operation and display

LED	Display	Meaning
1	Green, continuous light	Operating voltage applied
2	Yellow, continuous light	Signal 1
3	White, continuous light	Signal 2


Accessories

Connection technology - Connection cables


Part no.	Designation	Article	Description
50134971	KD U-M23-JA-P1-050	Connection cable	Application: Oil and lubricant resistant Connection 1: Connector, M23, Axial, Female, A-coded, 19 -pin Connector, LED: No Connection 2: Open end Shielded: No Cable length: 5,000 mm Sheathing material: PUR



Accessories

	Part no.	Designation	Article	Description
	50134976	KD U-M23-JW-P1-050	Connection cable	Application: Oil and lubricant resistant Connection 1: Connector, M23, Angled, Female, A-coded, 19 -pin Connector, LED: No Connection 2: Open end Shielded: No Cable length: 5,000 mm Sheathing material: PUR

General

	Part no.	Designation	Article	Description
	50134480	CAP M12K-Set	Connection cap	Type: Cap for free sockets Thread size: M12 Material: Plastic

Note



A list with all available accessories can be found on the Leuze website in the Download tab of the article detailed page.