

Technical data sheet

Safety sensor set

Part no.: 426672

MLC510-14-900-B






Contents

- Set consists of
- Technical data
- Part number code



Set consists of

	Quantity	Part no.	Designation	Article	Description
	2	429393	BT-2HF	Mounting bracket set	Fastening, at system: Through-hole mounting Mounting bracket, at device: Clampable Type of mounting device: Turning, 360° Material: Metal, Plastic
	1	68000109	MLC500T14-900	Safety light curtain transmitter	Resolution: 14 mm Protective field height: 900 mm Operating range: 0 ... 6 m Connection: Connector, M12, Metal, 5 -pin
	1	68001109	MLC510R14-900	Safety light curtain receiver	Function package: Basic Resolution: 14 mm Protective field height: 900 mm Response time: 20 ms Connection: Connector, M12, Metal, 5 -pin

Technical data

Basic data

Series	MLC 500
Device type	Set (transmitter and receiver)
Application	Finger protection

Functions

Functions	Automatic start/restart Range reduction Transmission channel changeover
-----------	---

Characteristic parameters

Type	4, IEC/EN 61496
SIL	3, IEC 61508
SILCL	3, IEC/EN 62061
Performance Level (PL)	e, EN ISO 13849-1
PFH _D	7.73E-09 per hour
Mission time T _M	20 years, EN ISO 13849-1
Category	4, EN ISO 13849

Protective field data

Resolution	14 mm
Protective field height	900 mm
Operating range	0 ... 6 m

Certifications

Degree of protection	IP 65
----------------------	-------

Classification

ECLASS 5.1.4	27272704
ECLASS 8.0	27272704
ECLASS 9.0	27272704
ECLASS 10.0	27272704
ECLASS 11.0	27272704
ECLASS 12.0	27272704
ECLASS 13.0	27272704
ECLASS 14.0	27272704
ECLASS 15.0	27272704
ETIM 5.0	EC002549
ETIM 6.0	EC002549
ETIM 7.0	EC002549
ETIM 8.0	EC002549
ETIM 9.0	EC002549
ETIM 10.0	EC002549

Part number code

Part designation: MLCxyy-za-hhhhei-ooo

MLC **Safety light curtain**

x	Series 3: MLC 300 5: MLC 500
---	------------------------------------

Part number code

MLC **Safety light curtain**

yy	Function classes 00: transmitter 01: transmitter (AIDA) 02: transmitter with test input 10: basic receiver - automatic restart 11: basic receiver - automatic restart (AIDA) 20: standard receiver - EDM/RES selectable 30: Extended receiver blanking/muting or gating 35: Extended receiver – Gating
z	Device type T: transmitter R: receiver
a	Resolution 14: 14 mm 20: 20 mm 30: 30 mm 40: 40 mm 90: 90 mm
hhhh	Protective field height 150 ... 3000: from 150 mm to 3000 mm
e	Host/Guest (optional) H: Host MG: Middle Guest G: Guest
i	Interface (optional) /A: AS-i
ooo	Option /V: high Vibration-proof EX2: explosion protection (zones 2 + 22) SPG: Smart Process Gating SPG RR: Smart Process Gating – Reduced resolution

Note

	<p>A list with all available device types can be found on the Leuze website at www.leuze.com.</p>
--	--