

Technical data sheet

IO-Link master

Part no.: 50144902

MD 742-11-88IO3-12

Contents

- Technical data
- Dimensioned drawings
- Electrical connection
- Accessories



For illustration purposes only



Technical data

Basic data

Series	MD 700i
Type	IO-Hub

Electrical data

Performance data

Sensor/actuator supply	V_{aux} 1: class A V1 supply, short-circuit proof, 4 A per socket
Current consumption, max.	120 mA

Inputs

Number of digital switching inputs	8 Piece(s)
------------------------------------	------------

Interface

Type	IO-Link
------	---------

IO-Link

COM mode	COM2
Port type	A
Specification	V1.1
SIO-mode support	Yes

Connection

Number of connections	9 Piece(s)
Sensor connections	8 Piece(s)
Connections for voltage supply	1 Piece(s)

Connection 1

Function	Connection to the IO-Link master
Type of connection	Connector
Thread size	M12
Type	Male
Material	Metal
No. of pins	5 -pin
Encoding	A-coded

Connection 2

Function	Connection to device
Type of connection	Connector
Thread size	M8
Type	Female
Material	Metal
No. of pins	3 -pin

Mechanical data

Dimension (W x H x L)	32 mm x 39 mm x 144.3 mm
Housing material	Halogen-free Plastic
Net weight	32 g

Environmental data

Ambient temperature, operation	-40 ... 70 °C
Ambient temperature, storage	-40 ... 85 °C

Certifications

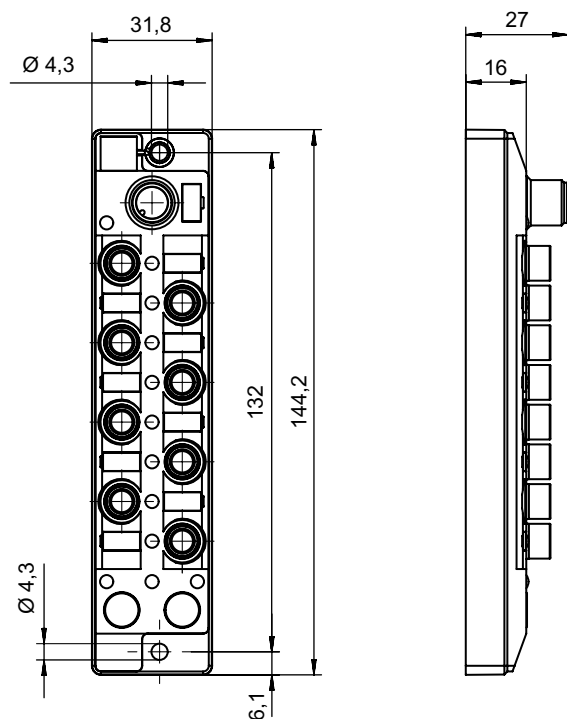
Degree of protection	IP 65 IP 67 IP 69K
Approvals	c UL US

Classification

Customs tariff number	85176200
ECLASS 5.1.4	19030117
ECLASS 8.0	19170106
ECLASS 9.0	19170106
ECLASS 10.0	19170490
ECLASS 11.0	19170490
ECLASS 12.0	19170490
ECLASS 13.0	19170490
ECLASS 14.0	19170490
ECLASS 15.0	19170490
ETIM 5.0	EC002585
ETIM 6.0	EC002585
ETIM 7.0	EC003558
ETIM 8.0	EC000734
ETIM 9.0	EC000734
ETIM 10.0	EC000734

Dimensioned drawings

All dimensions in millimeters



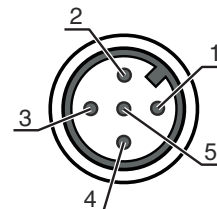
Electrical connection

Connection 1

P1

Function	Connection to the IO-Link master
Type of connection	Connector
Thread size	M12
Type	Male
Material	Metal
No. of pins	5 -pin
Encoding	A-coded

Pin	Pin assignment
1	+24 V DC
2	n.c.
3	GND
4	IO-Link / OUT 1
5	n.c.



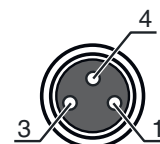
Connection 2

C0 ... C7

Function	Connection to device
Type of connection	Connector
Thread size	M8
Type	Female
Material	Metal
No. of pins	3 -pin

Electrical connection

Pin	Pin assignment
1	V _{aux} 1
3	GND
4	IN 1



Accessories

Connection technology - Connection cables

	Part no.	Designation	Article	Description
	50133841	KD U-M12-5A-P1-050	Connection cable	Connection 1: Connector, M12, Axial, Female, A-coded, 5 -pin Connector, LED: No Connection 2: Open end Shielded: No Cable length: 5.000 mm Sheathing material: PUR
	50132537	KD U-M12-5W-P1-050	Connection cable	Connection 1: Connector, M12, Angled, Female, A-coded, 5 -pin Connector, LED: No Connection 2: Open end Shielded: No Cable length: 5.000 mm Sheathing material: PUR
	50130831	KS U-M8-3A-P1-050	Connection cable	Connection 1: Connector, M8, Axial, Male, 3 -pin Connector, LED: No Connection 2: Open end Shielded: No Cable length: 5.000 mm Sheathing material: PUR

Connection technology - Interconnection cables

	Part no.	Designation	Article	Description
	50133298	KDS U-M12-5A-M12-5A-V1-050	Interconnection cable	Connection 1: Connector, M12, Axial, Female, A-coded, 5 -pin Connection 2: Connector, M12, Axial, Male, A-coded, 5 -pin Shielded: No Cable length: 5,000 mm Sheathing material: PVC
	50130932	KDS U-M8-3A-M12-3A-P1-050	Interconnection cable	Connection 1: Connector, M8, Axial, Male, 3 -pin Connection 2: Connector, M12, Axial, Female, A-coded, 3 -pin Shielded: No Cable length: 5,000 mm Sheathing material: PUR
	50130907	KDS U-M8-3A-M8-3A-P1-050	Interconnection cable	Connection 1: Connector, M8, Axial, Female, 3 -pin Connection 2: Connector, M8, Axial, Male, 3 -pin Shielded: No Cable length: 5,000 mm Sheathing material: PUR

Accessories

Note



🔗 A list with all available accessories can be found on the Leuze website in the Download tab of the article detailed page.