

Technical data sheet

Wireless mobile 2D-code reader

Part no.: 50144933

IT 1991i SR-3 USB-KIT

Contents




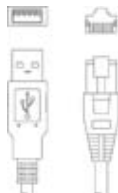
- Set consists of
- Technical data
- Electrical connection
- Diagrams
- Operation and display
- Notes
- Accessories



For illustration purposes only



Set consists of

	Quantity	Part no.	Designation	Article	Description
	1	50144935	Base IT 1991i	Base station	Interface: USB, PS/2, RS 232 Bluetooth range: Class 1 Bluetooth version: 4.2 Connection 1: RJ41 Connection 2: Jack socket Connection 3: Bluetooth Drop height: 1.2 m Degree of protection: IP 51
	1	50105384	Battery IT-series	Battery	Supply voltage: 3.7 V, DC Battery technology: Lilon Battery storage capacity: 2.4 A·h
	1	50144929	IT 1991i SR-3	Wireless mobile 2D-code reader	
	1	50114521	KB USB-1 IT190x	Interconnection cable	Suitable for interface: USB Connection 1: USB Connection 2: RJ41 Shielded: Yes Cable length: 3,000 mm Sheathing material: PVC

Technical data

Basic data

Series	IT19xx
--------	--------

Read data

Code types, readable	2/5 Interleaved
	Aztec
	Codabar
	Codablock
	Code 128
	Code 39
	Code 49
	Code 93
	Data Matrix Code
	EAN/UPC
	GS1 Databar
	Maxicode
	Micro PDF
	Others on request
	PDF417
	QR code
	UPC

Optical data

Reading distance	0 ... 837 mm
Camera resolution, horizontal	1,280 px
Camera resolution, vertical	800 px

Performance data

Supply voltage U_B	3.7 V, DC
Power consumption, max.	1.8 W
Battery technology	Lilon
Battery storage capacity	2.4 A·h

Interface

Type	PS/2, RS 232, USB
------	-------------------

RS 232

Function	Process
----------	---------

USB

Function	Process
----------	---------

Connection

Bluetooth range	Class 1
Bluetooth version	4.2

Connection 1

Type of connection	Bluetooth
--------------------	-----------

Mechanical data

Dimension (W x H x L)	76 mm x 100 mm x 192 mm
Housing material	Plastic
Plastic housing	UL 94-V0
Net weight	405 g

Technical data

Environmental data

Ambient temperature, operation	-20 ... 50 °C
Ambient temperature, storage	-40 ... 70 °C
Relative humidity (non-condensing)	0 ... 95 %
Drop height	3 m
Measurements relative to	Concrete floor

Certifications

Degree of protection	IP 65
	IP 67

Classification

Customs tariff number	84719000
ECLASS 5.1.4	27280103
ECLASS 8.0	27280103
ECLASS 9.0	27280103
ECLASS 10.0	27280103
ECLASS 11.0	27280103
ECLASS 12.0	27280103
ECLASS 13.0	27280103
ECLASS 14.0	27280103
ECLASS 15.0	27280103
ETIM 5.0	EC002550
ETIM 6.0	EC002999
ETIM 7.0	EC002999
ETIM 8.0	EC002999
ETIM 9.0	EC002999
ETIM 10.0	EC002999

Electrical connection

Connection 1

Function	Configuration interface
	Data interface
Type of connection	Bluetooth

Diagrams

Typical reading behavior

	A [mil]	B [mm]	C [mm]	D [mm]
Code 39	5	0,127	20	220
	20	0,508	0	837
UPC/EAN 13	13	0,33	0	504
PDF 417	6,7	0,169	20	209
Data Matrix Code	10	0,254	30	220
QR Code	20	0,508	33	475


A Module size [mil]
 B Modulus size [mm]
 C From [mm]


D To [mm]
 ATTENTION Please observe the note below
 ! regarding the reading distances.


Operation and display


LED	Display	Meaning
1	Red, continuous light	Low battery level
	Green, 1x flashing	Reading successful
	Red, flashing	Communication error


Notes


 **Observe intended use!**


 This product is not a safety sensor and is not intended as personnel protection.


 The product may only be put into operation by competent persons.

 Only use the product in accordance with its intended use.


 **ATTENTION! LASER RADIATION – CLASS 1 LASER PRODUCT**

 The device satisfies the requirements of IEC 60825-1:2007 (EN 60825-1:2007) safety regulations for a product of **laser class 1** as well as the U.S. 21 CFR 1040.10 regulations with deviations corresponding to Laser Notice No. 50 from June 24, 2007.

 Observe the applicable statutory and local laser protection regulations.


 The device must not be tampered with and must not be changed in any way.
There are no user-serviceable parts inside the device.
Repairs must only be performed by Leuze electronic GmbH + Co. KG.

NOTE


 Please notice that the real reading distances are also influenced by factors such as labeling material, printing quality, reading angle, printing contrast etc., and may thus deviate from the reading distances specified here.

Accessories

Connection technology - Connection unit

	Part no.	Designation	Article	Description
	50112891	MA 248i Profinet Gateway	Modular connection unit	Supply voltage: 18 ... 30 V Current consumption, max.: 300 mA Interface: PROFINET, RS 232 Connections: 6 Piece(s) Degree of protection: IP 65

Connection technology - Interconnection cables

	Part no.	Designation	Article	Description
	50113397	KB JST-HS-300	Interconnection cable	Suitable for interface: RS 232 Connection 1: JST ZHR connector Connection 2: Sub-D, Axial, Male, 9 -pin Shielded: Yes Cable length: 300 mm Sheathing material: PUR

Accessories

Note



🔗 A list with all available accessories can be found on the Leuze website in the Download tab of the article detailed page.