

Technical data sheet

Safety sensor set

Part no.: 66900013

MLDSET-M2-1600T4

Contents







- Set consists of
- Technical data
- Notes
- Accessories



For illustration purposes only



Set consists of

| | Quantity | Part no. | Designation | Article | Description |
|---|----------|----------|-----------------|---|--|
|  | 1 | 426296 | AC-ABF70 | Acknowledgment unit | Functions: Reset of the start/restart interlock, Illuminated reset buttons, Overriding with AOPDs with muting function Reset buttons: Yes LED indicators: Yes Switching current via button: 1 ... 1,000 mA Housing material: Glass fiber reinforced (PPS), self-extinguishing Clamping plate material: Stainless steel Degree of protection: IP 67, IP 69K |
|  | 1 | 520144 | AC-SCM7U-BT | Sensor connection module | Suitable for: MLD 335, MLD 535 multiple light beam safety devices Supply voltage: 24 V, DC, -20 ... 20 % Number of connections: 7 Piece(s) Connection: Cable with connector, M12, 500 mm Type of fastening: Mounting plate |
|  | 1 | 66500200 | MLD-M003 | Deflecting mirror | Number of beams: 3 Piece(s) Beam spacing: 400 mm Type of fastening: Groove mounting, Mounting on Device Column, Swivel mount |
|  | 1 | 66578200 | MLD535-RT3M | Multiple light beam safety device transceiver | Special version: Integrated muting indicator, Integrated status indicator Operating range: 0.5 ... 6 m Number of beams: 3 Piece(s) Beam spacing: 400 mm Response time: 50 ms Connection: Connector, M12, Metal, 8 -pin |
|  | 1 | 426528 | Set-AC-MTX.2-4S | Muting sensor set | Suitable for: MLD 500, MLD 300 multiple light beam safety devices Operating range: 0.05 ... 4 m Type of fastening: Supplied mounting bracket Type of muting sensors: PRK 25C retro-reflective photoelectric sensors Number of muting sensors: 4 Piece(s) Number of reflectors: 4 Piece(s) |
|  | 2 | 549853 | UDC-1600-S2 | Device column | Functions: Mounting and protection of light curtains and multiple light beam devices, Adjustable, 3 directions Column height without foot: 1,600 mm |

Technical data

Basic data

| | |
|--------|--------|
| Series | MLDSET |
|--------|--------|

Special version

| | |
|-----------------|-----------------------------|
| Special version | Integrated muting indicator |
|-----------------|-----------------------------|

Functions

| | |
|--|---|
| Functions | Alternative connection for second muting signal |
| | Contacting monitoring (EDM), selectable |
| | Muting enable function |
| | Muting-timeout extension |
| | Start/restart interlock (RES), selectable |
| Integrated laser alignment aid | No |
| Reflective element for laser alignment aid | No |
| Integrated muting indicator | Yes |
| Integrated status indicator | Yes |
| Muting type | Timing controlled 4-sensor muting |

Technical data

Characteristic parameters

| | |
|-----------------------------|--------------------------|
| Type | 4, IEC/EN 61496 |
| SIL | 3, IEC 61508 |
| SILCL | 3, IEC/EN 62061 |
| Performance Level (PL) | e, EN ISO 13849-1 |
| PFH _D | 6.6E-09 per hour |
| Mission time T _M | 20 years, EN ISO 13849-1 |
| Category | 4, EN ISO 13849 |

Protective field data

| | |
|-----------------|-------------|
| Operating range | 0.5 ... 6 m |
|-----------------|-------------|

Optical data

| | |
|-----------------|------------|
| Number of beams | 3 Piece(s) |
| Beam spacing | 400 mm |

Mechanical data

| | |
|----------------------------|--|
| Net weight | 21,607 g |
| Type of muting sensors | PRK 25C retro-reflective photoelectric sensors |
| With device column | Yes |
| Number of muting sensors | 4 Piece(s) |
| Column height without foot | 1,600 mm |

Classification

| | |
|-----------------------|----------|
| Customs tariff number | 85365019 |
| ECLASS 5.1.4 | 27272703 |
| ECLASS 8.0 | 27272703 |
| ECLASS 9.0 | 27272703 |
| ECLASS 10.0 | 27272703 |
| ECLASS 12.0 | 27272703 |
| ECLASS 13.0 | 27272703 |
| ECLASS 14.0 | 27272703 |
| ECLASS 15.0 | 27272703 |
| ECLASS 16.0 | 27272703 |
| ETIM 5.0 | EC001832 |
| ETIM 6.0 | EC001832 |
| ETIM 7.0 | EC001832 |
| ETIM 8.0 | EC001832 |
| ETIM 9.0 | EC001832 |
| ETIM 10.0 | EC001832 |
| UNSPSC 26.08 | 32151804 |

Notes

Observe intended use!

| | |
|--|---|
| | <ul style="list-style-type: none"> ↪ The product may only be put into operation by competent persons. ↪ Only use the product in accordance with its intended use. |
|--|---|

Accessories

Connection technology - Connection cables

| | Part no. | Designation | Article | Description |
|--|----------|--------------------|------------------|--|
| | 50135128 | KD S-M12-8A-P1-050 | Connection cable | Application: Oil and lubricant resistant Connection 1: Connector, M12, Axial, Female, A-coded, 8 -pin Connector, LED: No Connection 2: Open end Shielded: Yes Cable length: 5,000 mm Sheathing material: PUR |

Note

| | |
|--|---|
| | <ul style="list-style-type: none"> ↪ A list with all available accessories can be found on the Leuze website in the Download tab of the article detailed page. |
|--|---|