

## Technical data sheet Light curtain receiver

Part no.: 50123361

CML730i-R05-720.R/D3-M12

### Contents

- Technical data
- Dimensioned drawings
- Electrical connection
- Operation and display
- Suitable transmitters
- Part number code
- Notes
- Accessories



For illustration purposes only



Technical data

Basic data

|                     |                                       |
|---------------------|---------------------------------------|
| Series              | 730                                   |
| Operating principle | Throughbeam principle                 |
| Device type         | Receiver                              |
| Contains            | Accessories for the use of the BT-2R1 |
| Application         | Detection of transparent objects      |
|                     | Object measurement                    |

Special version

|                 |                        |
|-----------------|------------------------|
| Special version | Crossed-beam scanning  |
|                 | Diagonal-beam scanning |
|                 | Parallel-beam scanning |

Optical data

|                                    |                            |
|------------------------------------|----------------------------|
| Operating range                    | 0.1 ... 4.5 m              |
| Operating range                    | Guaranteed operating range |
| Operating range, transparent media | 0.1 ... 1.75 m             |
| Operating range limit              | 0.1 ... 6 m                |
| Operating range limit              | Typical operating range    |
| Measurement field length           | 720 mm                     |
| Number of beams                    | 144 Piece(s)               |
| Beam spacing                       | 5 mm                       |

Measurement data

|                         |       |
|-------------------------|-------|
| Minimum object diameter | 10 mm |
|-------------------------|-------|

Electrical data

|                    |                              |
|--------------------|------------------------------|
| Protective circuit | Polarity reversal protection |
|                    | Short circuit protected      |
|                    | Transient protection         |

Performance data

|                               |  |
|-------------------------------|--|
| Supply voltage U <sub>B</sub> | 18 ... 30 V, DC  |
| Residual ripple               | 0 ... 15 %, From U <sub>B</sub>  |
| Open-circuit current          | 0 ... 215 mA, The specified values refer to the entire package consisting of transmitter and receiver. |

Inputs/outputs selectable

|                                     |                           |
|-------------------------------------|---------------------------|
| Number of inputs/outputs selectable | 2 Piece(s)                |
| Type                                | Inputs/outputs selectable |
| Voltage type, outputs               | DC                        |
| Switching voltage, outputs          | Typ. U <sub>B</sub> / 0 V |
| Switching voltage, inputs           | high: ≥6V                 |
|                                     | low: ≤ 4 V                |

Input/output 1

Time behavior

|                        |         |
|------------------------|---------|
| Cycle time             | 1.59 ms |
| Response time per beam | 10 μs   |

Interface

|          |               |
|----------|---------------|
| Type     | RS 485 Modbus |
| RS 485   |               |
| Function | Process       |

Service interface

|      |         |
|------|---------|
| Type | IO-Link |
|------|---------|

IO-Link

|          |                            |
|----------|----------------------------|
| Function | Configuration via software |
|          | Service                    |

Connection

|                       |            |
|-----------------------|------------|
| Number of connections | 2 Piece(s) |
| Plug outlet           | Rear side  |

Connection 1

|          |                           |
|----------|---------------------------|
| Function | Configuration interface   |
|          | Connection to transmitter |
|          | Signal IN                 |
|          | Signal OUT                |
|          | Voltage supply            |

|                    |           |
|--------------------|-----------|
| Type of connection | Connector |
| Thread size        | M12       |
| Type               | Male      |
| Material           | Metal     |
| No. of pins        | 8 -pin    |
| Encoding           | A-coded   |

Connection 2

|                    |           |
|--------------------|-----------|
| Function           | BUS IN    |
|                    | BUS OUT   |
| Type of connection | Connector |
| Thread size        | M12       |
| Type               | Female    |
| Material           | Metal     |
| No. of pins        | 5 -pin    |
| Encoding           | B-coded   |

Mechanical data

|                       |                              |
|-----------------------|------------------------------|
| Design                | Cubic                        |
| Dimension (W x H x L) | 29 mm x 35.4 mm x 743 mm     |
| Housing material      | Metal                        |
| Metal housing         | Aluminum                     |
| Lens cover material   | Plastic                      |
| Net weight            | 1,000 g                      |
| Housing color         | Silver                       |
| Type of fastening     | Groove mounting              |
|                       | Via optional mounting device |

Operation and display

|                       |                   |
|-----------------------|-------------------|
| Type of display       | LED               |
|                       | OLED display      |
| Number of LEDs        | 2 Piece(s)        |
| Type of configuration | Software          |
|                       | Teach-in          |
| Operational controls  | Membrane keyboard |

Environmental data

|                                |               |
|--------------------------------|---------------|
| Ambient temperature, operation | -30 ... 60 °C |
| Ambient temperature, storage   | -40 ... 70 °C |

Certifications

|                      |               |
|----------------------|---------------|
| Degree of protection | IP 65         |
| Protection class     | III           |
| Certifications       | c UL US       |
| Standards applied    | IEC 60947-5-2 |

Technical data

|                       |          |
|-----------------------|----------|
| Customs tariff number | 90314990 |
| ECLASS 5.1.4          | 27270910 |
| ECLASS 8.0            | 27270910 |
| ECLASS 9.0            | 27270910 |
| ECLASS 10.0           | 27270910 |
| ECLASS 11.0           | 27270910 |
| ECLASS 12.0           | 27270910 |
| ECLASS 13.0           | 27270910 |
| ECLASS 14.0           | 27270910 |
| ETIM 5.0              | EC002549 |
| ETIM 6.0              | EC002549 |
| ETIM 7.0              | EC002549 |
| ETIM 8.0              | EC002549 |
| ETIM 9.0              | EC002549 |

## Dimensioned drawings

All dimensions in millimeters



- |   |                                 |   |                       |
|---|---------------------------------|---|-----------------------|
| A | Beam spacing 5 mm               | L | Profile length 728 mm |
| B | Measurement field length 720 mm | T | Transmitter           |
| F | M6 thread                       | R | Receiver              |
| G | Fastening groove                | Y | 2.5 mm                |

Dimensioned drawings



Electrical connection

Connection 1

|                    |   |
|--------------------|---|
| Function           | Configuration interface<br>Connection to transmitter<br>Signal IN<br>Signal OUT<br>Voltage supply |
| Type of connection | Connector   |
| Thread size        | M12   |
| Type               | Male  |
| Material           | Metal   |
| No. of pins        | 8 -pin  |
| Encoding           | A-coded   |

Pin Pin assignment

|   |            |
|---|------------|
| 1 | V+         |
| 2 | I/O 1      |
| 3 | GND        |
| 4 | IO-Link    |
| 5 | I/O 2      |
| 6 | RS 485 Tx+ |
| 7 | RS 485 Tx+ |
| 8 | FE/SHIELD  |

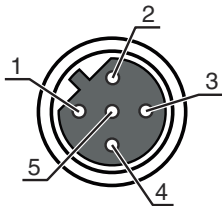


Connection 2

|                    |                   |
|--------------------|-------------------|
| Function           | BUS IN<br>BUS OUT |
| Type of connection | Connector         |
| Thread size        | M12               |
| Type               | Female            |
| Material           | Metal             |
| No. of pins        | 5 -pin            |
| Encoding           | B-coded           |

Electrical connection

| Pin | Pin assignment |
|-----|----------------|
| 1   | V+             |
| 2   | Tx-            |
| 3   | PB GND         |
| 4   | Tx+            |
| 5   | FE/SHIELD      |



Operation and display

| LED | Display                  | Meaning                                |
|-----|--------------------------|--|
| 1   | Green, continuous light  | Operational readiness                  |
|     | Green, flashing          | Teach / error                          |
| 2   | Yellow, continuous light | Light path free, with function reserve |
|     | Yellow, flashing         | No function reserve                    |
|     | Off                      | Object detected                        |

Suitable transmitters

|  | Part no. | Designation           | Article                   | Description   |
|--|----------|-----------------------|---------------------------|---|
|  | 50118920 | CML730i-T05-720.R-M12 | Light curtain transmitter | Operating range: 0.1 ... 4 m<br>Connection: Connector, M12, Rear side, 5 -pin |

Part number code

Part designation: CML7XXi-YYZ-AAAA.BCCDDDD-EEEEFF


|      |  |
|------|--|
| CML  | <b>Operating principle</b><br>Measuring light curtain  |
| 7XXi | <b>Series</b><br>720i: 720i series<br>730i: 730i series  |
| Y    | <b>Device type</b><br>T: transmitter<br>R: receiver  |
| ZZ   | <b>Beam spacing</b><br>05: 5 mm<br>10: 10 mm<br>20: 20 mm<br>40: 40 mm   |
| AAAA | Measurement field length [mm], dependent on beam spacing   |
| B    | <b>Equipment</b><br>A: Axial connector outlet<br>R: Rear connector outlet  |
| CCC  | <b>Interface</b><br>L: IO-Link<br>/CN: CANopen<br>/PB: PROFIBUS<br>/PN: PROFINET<br>/CV: Analog current and voltage output<br>/D3: RS 485 Modbus |


Part number code

|     |   |
|-----|---|
| DDD | Special equipment<br>-PS: Power Setting     |
| EEE | Electrical connection<br>M12: M12 connector |
| FFF | -EX: Explosion protection                   |

| Note   |  |
|--|--|
|  | A list with all available device types can be found on the Leuze website at <a href="http://www.leuze.com">www.leuze.com</a> . |


Notes

| ⚠ Observe intended use!  |   |
|--|---|
|  | <ul style="list-style-type: none"><li>This product is not a safety sensor and is not intended as personnel protection.</li><li>The product may only be put into operation by competent persons.</li><li>Only use the product in accordance with its intended use.</li></ul> |


| For UL applications:   |  |
|--|--|
|  | <ul style="list-style-type: none"><li>For UL applications, use is only permitted in Class 2 circuits in accordance with the NEC (National Electric Code).</li><li>These proximity switches shall be used with UL Listed Cable assemblies rated 30V, 0.5A min, in the field installation, or equivalent (categories: CYJV/ CYJV7 or PVVA/PVVA7)</li></ul> |

Accessories

Connection technology - Connection cables


|   | Part no. | Designation        | Article          | Description   |
|---|----------|--------------------|------------------|---|
|  | 50132079 | KD U-M12-5A-V1-050 | Connection cable | Connection 1: Connector, M12, Axial, Female, A-coded, 5 -pin<br>Connector, LED: No<br>Connection 2: Open end<br>Shielded: No<br>Cable length: 5.000 mm<br>Sheathing material: PVC |

Connection technology - Y distribution cables


|  | Part no. | Designation             | Article               | Description  |
|--|----------|-------------------------|-----------------------|--|
|  | 50118183 | K-Y1 M12A-5m-M12A-S-PUR | Interconnection cable | Connection 1: Connector, M12, Axial, Female, A-coded, 5 -pin<br>Connection 2: Connector, M12, Axial, Male, A-coded, 5 -pin<br>Connection 3: Connector, M12, Axial, Female, A-coded, 8 -pin<br>Shielded: Yes<br>Cable length fork 1: 5,000 mm<br>Cable length fork 2: 150 mm<br>Sheathing material: PUR |

Accessories

Mounting technology - Mounting brackets

|  | Part no. | Designation    | Article             | Description   |
|--|----------|----------------|---------------------|---|
|  | 50142900 | BT 700M.5-2SET | Mounting device set | Design of mounting device: Bracket mounting<br>Fastening, at system: Through-hole mounting, T slotted hole<br>Mounting bracket, at device: Screw type, Sliding block<br>Type of mounting device: Rigid<br>Material: Steel |


Mounting technology - Swivel mounts

|  | Part no. | Designation | Article              | Description   |
|--|----------|-------------|----------------------|---|
|  | 429029   | BT-2RG      | Mounting bracket set | Fastening, at system: Through-hole mounting<br>Mounting bracket, at device: Clampable<br>Type of mounting device: Turning, 360°<br>Material: Metal, Plastic |

Services

|  | Part no. | Designation | Article          | Description  |
|--|----------|-------------|------------------|--|
|   | S981001  | CS10-S-110  | Start-up support | Details: Performed at location of customer's choosing, duration: max. 10 hours.<br>Conditions: Devices and connection cables are already mounted, price not including travel costs and, if applicable, accommodation expenses. |
|  | S981005  | CS10-T-110  | Product training | Details: Location and content to be agreed upon, duration: max. 10 hours.<br>Conditions: Price not including travel costs and, if applicable, accommodation expenses.  |

Note

|  |   |
|--|---|
|  | A list with all available accessories can be found on the Leuze website in the Download tab of the article detailed page. |
|--|---|