

Technical data sheet Stationary 2D-code reader

Part no.: 50117536

LSIS 222 M5M-R1

Contents

- Technical data
- Electrical connection
- Operation and display
- Accessories



For illustration purposes only



Technical data

Basic data

Series	LSIS 22x
Chip	CMOS (Global Shutter)

Functions

Software functions	Reading of 1D codes Reading of 2D codes
--------------------	--

Read data

Code types, readable	2/5 Interleaved Aztec Codabar Codablock Code 128 Code 39 Code 93 Composite Codes Data Matrix Code EAN 128 EAN 8/13 EAN Addendum GS1 Databar GS1 Databar Expanded GS1 Databar Limited GS1 Databar Omnidirectional GS1 Databar Stacked GS1 Databar Truncated Maxicode Micro PDF Micro QR PDF417 QR code UPC
----------------------	--

Optical data

Reading distance	50 ... 330 mm
Camera resolution, horizontal	844 px
Camera resolution, vertical	640 px
Modulus size	0.127 ... 1 mm

Electrical data

Protective circuit	Overvoltage protection Polarity reversal protection Short circuit protected
--------------------	---

Performance data

Supply voltage U_B	10 ... 30 V, DC
Current consumption, max.	300 mA

Inputs

Number of digital switching inputs	1 Piece(s)
------------------------------------	------------

Switching inputs

Type	Digital switching input
Voltage type	DC
Switching voltage	VIN

Outputs

Number of digital switching outputs	1 Piece(s)
-------------------------------------	------------

Switching outputs

Type	Digital switching output
Voltage type	DC
Switching voltage	VIN

Interface

Type	RS 232
------	--------

RS 232

Function	Process
Transmission speed	9,600 ... 115,200 Bd
Data format	Adjustable
Start bit	1
Data bit	7,8
Stop bit	1.2
Parity	Adjustable
Transmission protocol	Adjustable
Data encoding	ASCII

Connection

Number of connections	1 Piece(s)
-----------------------	------------

Connection 1

Function	Configuration interface Data interface Service interface
Type of connection	Connector
Thread size	M12
Type	Male
Material	Metal
No. of pins	8 -pin
Encoding	A-coded

Mechanical data

Design	Cubic
Dimension (W x H x L)	40 mm x 32 mm x 47 mm
Housing material	Metal
Metal housing	Diecast zinc
Lens cover material	Glass
Net weight	130 g
Housing color	Gray Red
Type of fastening	Dovetail grooves Fastening thread

Operation and display

Type of display	LED
Number of LEDs	2 Piece(s)
Operational controls	Trigger button
Function of the operational control	Trigger

Environmental data

Ambient temperature, operation	0 ... 40 °C
Ambient temperature, storage	-20 ... 70 °C
Relative humidity (non-condensing)	0 ... 90 %

Certifications

Degree of protection	IP 65
Protection class	III
Approvals	c UL US

Technical data

Customs tariff number	84719000
ECLASS 5.1.4	27280103
ECLASS 8.0	27280103
ECLASS 9.0	27280103
ECLASS 10.0	27280103
ECLASS 11.0	27280103
ECLASS 12.0	27280103
ECLASS 13.0	27280103
ECLASS 14.0	27280103
ECLASS 15.0	27280103
ECLASS 16.0	27280103
ETIM 5.0	EC002550
ETIM 6.0	EC002999
ETIM 7.0	EC002999
ETIM 8.0	EC002999
ETIM 9.0	EC002999
ETIM 10.0	EC002999
UNSPSC 26.08	43211701

Electrical connection

Connection 1

Function	Configuration interface Data interface Service interface
Type of connection	Connector
Thread size	M12
Type	Male
Material	Metal
No. of pins	8 -pin
Encoding	A-coded


Pin	Pin assignment
1	VIN
2	SWIN 1
3	GNDIN
4	SWOUT 1
5	NC
6	RxD - Data
7	TXD - Data
8	FE/SHIELD

Operation and display


LED	Display	Meaning
1 PWR	Green, continuous light	Supply voltage on
2 I/O	Red, continuous light Green, continuous light	Trigger Reading successful

Accessories


Connection technology - Connection cables

	Part no.	Designation	Article	Description
	50135127	KD S-M12-8A-P1-020	Connection cable	Application: Oil and lubricant resistant Connection 1: Connector, M12, Axial, Female, A-coded, 8 -pin Connector, LED: No Connection 2: Open end Shielded: Yes Cable length: 2,000 mm Sheathing material: PUR

Connection technology - Interconnection cables

	Part no.	Designation	Article	Description
	50111225	KB JST-M12A-8P-3000	Interconnection cable	Application: Chemical resistant Suitable for interface: RS 232 Connection 1: Connector, M12, Axial, Female, A-coded, 8 -pin Connection 2: JST ZHR connector, 10 -pin, 6 -pin Shielded: Yes Cable length: 3,000 mm Sheathing material: PUR

Mounting technology - Rod mounts

	Part no.	Designation	Article	Description
	50117252	BTU 300M-D12	Mounting system	Contains: 2x M4 x 25 screw, 2x M4 x 20 screw, 4x position washers Design of mounting device: Mounting system Fastening, at system: For 12 mm rod, Sheet-metal mounting Mounting bracket, at device: Screw type, Suited for M4 screws Type of mounting device: Clampable, Adjustable, Turning, 360° Material: Metal

Note



↳ A list with all available accessories can be found on the Leuze website in the Download tab of the article detailed page.