

## Technical data sheet

### Ultrasonic distance sensor

Part no.: 50149549

DMU230-3000/LA-M12

#### Contents

- Technical data
- Dimensioned drawings
- Electrical connection
- Diagrams
- Operation and display
- Part number code
- Notes
- Accessories



For illustration purposes only



# Technical data

## Basic data

Series	200
Contains	2x M30 mounting nut

## Special version

Special version	Multiplex operation
	Synchronous operation

## Characteristic parameters

MTTF	579 years
------	-----------

## Ultrasonic specifications

Ultrasonic frequency	125 kHz
Direction of beam	Front
Opening angle	14 °

## Measurement data

Measurement range	300 ... 3,000 mm
Resolution	1.0 mm
Resolution of analog output	1 mm
Repeatability	0.07 %
Reference value repeatability	End value
Temperature drift	0.2 %/K
Linearity error	0.2 %

## Electrical data

Protective circuit	Short circuit protected
--------------------	-------------------------

### Performance data

Supply voltage $U_B$	18 ... 30 V, DC
Residual ripple	0 ... 10 %, From $U_B$
Open-circuit current	0 ... 45 mA
Switching hysteresis	15 mm

### Outputs

Number of analog outputs	1 Piece(s)
Number of digital switching outputs	1 Piece(s)
Load resistance	0 ... 400 $\Omega$

### Analog outputs

Current	4 ... 20 mA
---------	-------------

### Analog output 1

Type	Current
------	---------

### Switching outputs

Voltage type	DC
Switching current, max.	100 mA
Switching voltage	low: $\leq 2$ V

### Switching output 1

Switching element	Transistor, Push-pull
Switching principle	IO-Link / light switching (PNP)/dark switching (NPN)

## Time behavior

Switching frequency	3 Hz
Response time	170 ms
Readiness delay	300 ms

## Interface

Type	IO-Link
<b>IO-Link</b>	
COM mode	COM2
Profile	Common Profile
Min. cycle time	COM2 = 2.3 ms
Frame type	2.2
Specification	V1.1
Device ID	3093
SIO-mode support	No

## Connection

Number of connections	1 Piece(s)
-----------------------	------------

### Connection 1

Function	Signal OUT
	Teach input
	Voltage supply
Type of connection	Connector
Thread size	M12
Type	Male
Material	Metal
No. of pins	4 -pin
Encoding	A-coded

## Mechanical data

Design	Cylindrical
Dimension ( $\varnothing$ x L)	30 mm x 60 mm
Thread size	M30 x 1.5 mm
Housing material	Metal
Metal housing	Nickel-plated brass
Ultrasonic transducer material	Piezoceramics (contains lead zirconium titanate (PZT))
Net weight	110 g
Housing color	Silver

## Operation and display

Type of display	LED
Number of LEDs	2 Piece(s)

## Environmental data

Ambient temperature, operation	-25 ... 70 °C
Ambient temperature, storage	-25 ... 70 °C

## Certifications

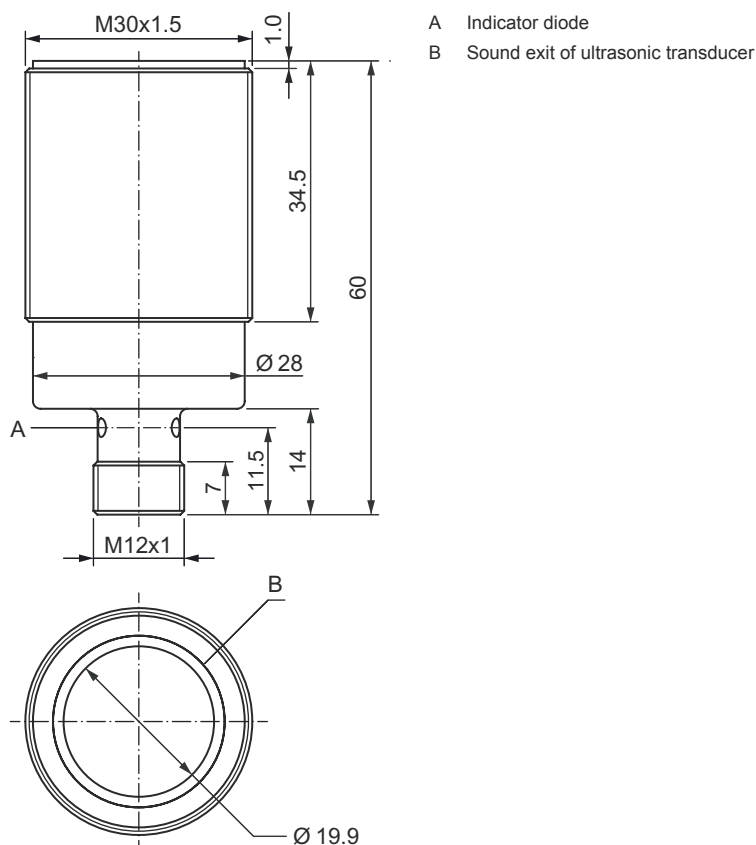
Degree of protection	IP 67
Protection class	III
Approvals	c UL US
Standards applied	IEC 60947-5-2

## Technical data

Customs tariff number	85365019
ECLASS 5.1.4	27272803
ECLASS 8.0	27272803
ECLASS 9.0	27272803
ECLASS 10.0	27272803
ECLASS 11.0	27272803
ECLASS 12.0	27272803
ECLASS 13.0	27272803
ECLASS 14.0	27272803
ECLASS 15.0	27272803
ECLASS 16.0	27272803
ETIM 5.0	EC001849
ETIM 6.0	EC001849
ETIM 7.0	EC001849
ETIM 8.0	EC001849
ETIM 9.0	EC001849
ETIM 10.0	EC001849
UNSPSC 26.08	41111960

## Dimensioned drawings

All dimensions in millimeters

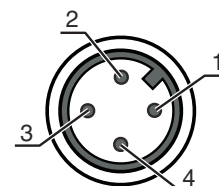


# Electrical connection

## Connection 1

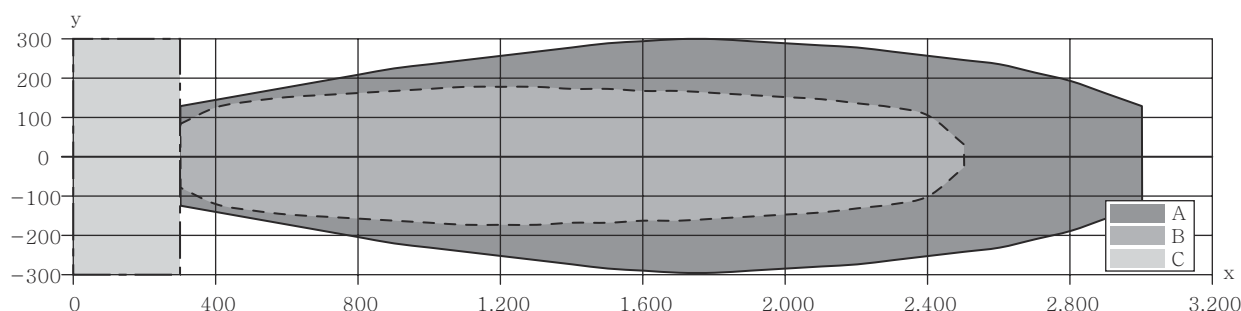
<b>Function</b>	Signal OUT
	Teach input
	Voltage supply
<b>Type of connection</b>	Connector
<b>Thread size</b>	M12
<b>Type</b>	Male
<b>Material</b>	Metal
<b>No. of pins</b>	4 -pin
<b>Encoding</b>	A-coded

Pin	Pin assignment
1	V+
2	OUT mA
3	GND
4	IO-Link / OUT 1



## Diagrams

### Typ. response behavior



- x Object distance [mm]
- y Sound cone width [mm]
- A Plate 200 x 200 mm
- B Rod Ø 25 mm
- C Minimum distance in mm

## Operation and display

LED	Display	Meaning
1	Green, continuous light	Operational readiness
	Green, flashing	IO-Link communication
	Yellow, continuous light	Switching output/switching state

## Part number code

Part designation: AAA2BB-xxxx/CD-EE

<b>AAA</b>	<b>Operating principle</b> HTU: Ultrasonic sensor, scanning principle, with background suppression DMU: Ultrasonic sensor, distance measurement
------------	---

## Part number code

<b>2BB</b>	<b>Design</b> 208: Cylindrical with M8 thread 212: Cylindrical with M12 thread 218: Cylindrical with M18 thread 230: Cylindrical with M30 thread
<b>xxxx</b>	<b>Operating range</b> Operating range in millimeters
<b>C</b>	<b>Switching output / function OUT 1/IN: Pin 4</b> 2: NPN transistor output, light switching N: NPN transistor output, dark switching 4: PNP transistor output, light switching P: PNP transistor output, dark switching L: IO-Link
<b>D</b>	<b>Switching output / function OUT 2/IN: pin 2</b> T: teach-in via cable A: Analog output current (factory setting) and voltage V: Analog voltage output
<b>EE</b>	<b>Electrical connection</b> M8: M8 connector, 4-pin (plug) M12: M12 connector, 4-pin (plug)

### Note



A list with all available device types can be found on the Leuze website at [www.leuze.com](http://www.leuze.com).

## Notes




### Observe intended use!



- ⌘ This product is not a safety sensor and is not intended as personnel protection.
- ⌘ The product may only be put into operation by competent persons.
- ⌘ Only use the product in accordance with its intended use.



## Accessories

### Connection technology - Connection unit


	<b>Part no.</b>	<b>Designation</b>	<b>Article</b>	<b>Description</b>
	50144900	MD 798i-11-82/L5-2222	IO-Link master	Current consumption, max.: 11,000 mA Interface: IO-Link, Automatic protocol detection, EtherNet IP, Modbus TCP, PROFINET Connections: 12 Piece(s) Sensor connections: 8 Piece(s) Degree of protection: IP 67, IP 65, IP 69K

## Accessories

### Connection technology - Connection cables

	Part no.	Designation	Article	Description
	50130652	KD U-M12-4A-V1-050	Connection cable	Application: Chemical resistant Connection 1: Connector, M12, Axial, Female, A-coded, 4 -pin Connector, LED: No Connection 2: Open end Shielded: No Cable length: 5,000 mm Sheathing material: PVC
	50130690	KD U-M12-4W-V1-050	Connection cable	Application: Chemical resistant Connection 1: Connector, M12, Angled, Female, A-coded, 4 -pin Connector, LED: No Connection 2: Open end Shielded: No Cable length: 5,000 mm Sheathing material: PVC

### Mounting technology - Mounting brackets

	Part no.	Designation	Article	Description
	50113510	BT D30M.5	Mounting bracket	Diameter, inner: 30.2 mm Design of mounting device: Angle, L-shape Fastening, at system: Through-hole mounting Mounting bracket, at device: Screw type Type of mounting device: Rigid Material: Stainless steel

### Mounting technology - Rod mounts

	Part no.	Designation	Article	Description
	50111503	MC 030K	Clamp	Diameter, inner: 30 mm Design of mounting device: Mounting clamp Fastening, at system: Through-hole mounting Mounting bracket, at device: Clampable Type of mounting device: Rigid Material: Plastic

#### Note



A list with all available accessories can be found on the Leuze website in the Download tab of the article detailed page.