

Technical data sheet

Connection cable

Part no.: 50106154

K-D M8W-4P-2m-FAB

Contents

- Technical data
- Electrical connection
- Circuit diagrams

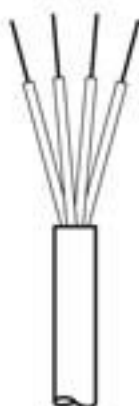
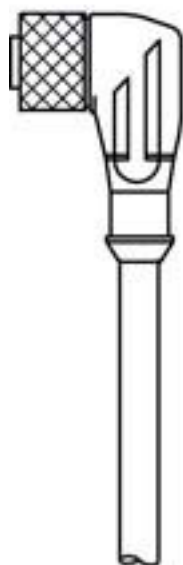


Figure can vary



Technical data

Electrical data

Performance data

Operating voltage 50 V AC / 60 V DC

Connection

Connection 1

Type of connection	Connector
Thread size	M8
Type	Female
Handle body material	PUR
No. of pins	4 -pin
Version	Angled
Connector, LED	No
Lock	Screw fitting, stainless steel V4A, recommended torque 0.6 Nm, self-locking

Connection 2

Type of connection Open end

Cable properties

Number of conductors	4 Piece(s)
Wire cross section	0.25 mm ²
AWG	24
Sheathing color	Black
Shielded	No
Silicone-free	Yes
Cable design	Connection cable (open on one end)
Cable diameter (external)	4.7 mm
Cable length	2,000 mm
Sheathing material	PVC
Wire insulation	PVC
Suitability for drag chains	No
Properties of the outer sheathing	Free of CFC, cadmium, silicone and lead, easily machine-processable
Resistance of the outer sheathing	Good oil, gasoline and chemical resistance, flame retardant in accordance with UL 1581 VW1 / CSA FT1

Mechanical data

Bending radius, flexible laying, min. Min. 10 x cable diameter

Bending radius, stationary laying, min. Min. 5 x cable diameter

Operation and display

Environmental data

Ambient temperature, operation, flexible use -5 ... 80 °C

Ambient temperature, operation, stationary use -30 ... 80 °C

Certifications

Degree of protection IP 65

IP 67

IP 69K

Certifications c UL US

UL

Classification

Customs tariff number 85444290

ECLASS 5.1.4 27279201

ECLASS 8.0 27279218

ECLASS 9.0 27060311

ECLASS 10.0 27060311

ECLASS 11.0 27060311

ECLASS 12.0 27060311

ETIM 5.0 EC001855

ETIM 6.0 EC001855

ETIM 7.0 EC001855

ETIM 8.0 EC001855

Electrical connection

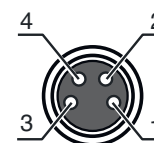
Connection 1

Type of connection	Connector
Thread size	M8
Type	Female
Handle body material	PUR
No. of pins	4 -pin
Version	Angled
Connector, LED	No
Lock	Screw fitting, stainless steel V4A, recommended torque 0.6 Nm, self-locking

Pin

1	Brown
2	White
3	Blue
4	Black

Conductor color



Electrical connection

Connection 2

Type of connection

Open end

Circuit diagrams

Wiring schematic

