

Technical data sheet

Safety sensor/transmitter set

Part no.: 426280

MLD500-T3L-UDC-1300-S2





For illustration purposes only

Contents

- Set consists of
- Technical data
- Suitable receivers
- Accessories



Set consists of

	Quantity	Part no.	Designation	Article	Description
	1	66502200	MLD500-T3L	Multiple light beam safety device transmitter	Special version: Integrated laser alignment aid Operating range: 0.5 ... 50 m Number of beams: 3 Piece(s) Beam spacing: 400 mm Connection: Connector, M12, Metal, 5 -pin
	1	549852	UDC-1300-S2	Device column	Functions: Mounting and protection of light curtains and multiple light beam devices, Adjustable, 3 directions Dimensions: 160 mm x 1,360 mm x 149 mm Column height without foot: 1,300 mm

Technical data

Basic data

Series	MLD-UDC
Device type	Transmitter

Special version

Special version	Integrated laser alignment aid
-----------------	--------------------------------

Functions

Integrated laser alignment aid	Yes
Integrated status indicator	No

Characteristic parameters

Type	4, IEC/EN 61496
SIL	3, IEC 61508, in combination with a suitable test monitoring unit, e.g. MSI-TR1B
SILCL	3, IEC/EN 62061, in combination with a suitable test monitoring unit, e.g. MSI-TR1B
Mission time T_M	20 years, EN ISO 13849-1
Category	4, EN ISO 13849

Protective field data

Operating range	0.5 ... 50 m
-----------------	--------------

Optical data

Number of beams	3 Piece(s)
Beam spacing	400 mm

Mechanical data


Net weight	9,560 g
With device column	Yes
Column height without foot	1,300 mm

Certifications

Classification




Customs tariff number	85365019
ECLASS 5.1.4	27272703
ECLASS 8.0	27272703
ECLASS 9.0	27272703
ECLASS 10.0	27272703
ECLASS 12.0	27272703
ECLASS 13.0	27272703
ECLASS 14.0	27272703
ECLASS 15.0	27272703
ETIM 5.0	EC001832
ETIM 6.0	EC001832
ETIM 7.0	EC001832
ETIM 8.0	EC001832
ETIM 9.0	EC001832
ETIM 10.0	EC001832

Suitable receivers

	Part no.	Designation	Article	Description
	426281	MLD510-R3L-UDC-1300-S2	Safety sensor/receiver set	Special version: Reflective element for laser alignment aid Beam spacing: 400 mm

Accessories

Connection technology - Connection cables

	Part no.	Designation	Article	Description
  	50133860	KD S-M12-5A-P1-050	Connection cable	Connection 1: Connector, M12, Axial, Female, A-coded, 5 -pin Connector, LED: No Connection 2: Open end Shielded: Yes Cable length: 5.000 mm Sheathing material: PUR

Note



A list with all available accessories can be found on the Leuze website in the Download tab of the article detailed page.