

Technical data sheet

Single light beam safety device transmitter

Part no.: 66501401

MLD500-XT1/A



For illustration purposes only

Contents

- Technical data
- Dimensioned drawings
- Electrical connection
- Operation and display
- Suitable receivers
- Part number code
- Accessories



Technical data

Basic data

| | |
|--------|---------|
| Series | MLD 500 |
|--------|---------|

Functions

| | |
|-----------|-----------------|
| Functions | Range reduction |
|-----------|-----------------|

Characteristic parameters

| | |
|-----------------------------|---------------------------|
| Type | 4, IEC/EN 61496 |
| SIL | 3, IEC 61508 |
| SILCL | 3, IEC/EN 62061 |
| Performance Level (PL) | e, EN ISO 13849-1:2008 |
| MTTF _d | 204 years, EN ISO 13849-1 |
| Mission time T _M | 20 years, EN ISO 13849-1 |
| Category | 4, EN ISO 13849:2008 |

Protective field data

| | |
|-----------------|--------------|
| Operating range | 20 ... 100 m |
|-----------------|--------------|

Optical data

| | |
|--------------------------|---|
| Light source | LED, Infrared |
| Wavelength | 850 nm |
| Transmitted-signal shape | Pulsed |
| LED risk group | Exempt group (in acc. with EN 62471:2008) |
| Opening angle, max. | -2.5 ... 2.5 ° |

Electrical data

Performance data

| | |
|---------------------------------------|-----------------|
| Supply voltage U _B | 26.5 ... 31.6 V |
| Current consumption from AS-i circuit | 50 mA |

Interface

| | |
|------|-----------------------------|
| Type | AS-Interface Safety at Work |
|------|-----------------------------|

AS-i

| | |
|--|-------------------------------|
| Function | Process |
| AS-i profile | S-7.B.1 |
| Slave address | 1..31 programmable, default=0 |
| Cycle time acc. to AS-i specifications | Max. 5 ms |

Connection

| | |
|-----------------------|------------|
| Number of connections | 1 Piece(s) |
|-----------------------|------------|

Connection 1

| | |
|--------------------|-------------------|
| Function | Machine interface |
| Type of connection | Connector |
| Thread size | M12 |
| Material | Metal |
| No. of pins | 5 -pin |

Mechanical data

| | |
|-----------------------|---------------------------------|
| Design | Cubic |
| Dimension (W x H x L) | 52 mm x 193 mm x 64.7 mm |
| Housing material | Metal |
| Metal housing | Aluminum |
| Lens cover material | Plastic / PMMA |
| Material of end caps | Diecast zinc |
| Net weight | 600 g |
| Housing color | Yellow, RAL 1021 |
| Type of fastening | Groove mounting Swivel mount |

Operation and display

| | |
|-----------------|------------|
| Type of display | LED |
| Number of LEDs | 1 Piece(s) |

Environmental data

| | |
|------------------------------------|---------------|
| Ambient temperature, operation | -30 ... 55 °C |
| Ambient temperature, storage | -40 ... 75 °C |
| Relative humidity (non-condensing) | 0 ... 95 % |

Certifications

| | |
|----------------------|-------------------------------------|
| Degree of protection | IP 67 |
| Protection class | III |
| Approvals | c TÜV NRTL US c UL US TÜV Süd |
| US patents | US 6,418,546 B US 7,741,595 B |

Classification

| | |
|-----------------------|----------|
| Customs tariff number | 85365019 |
| ECLASS 5.1.4 | 27272701 |
| ECLASS 8.0 | 27272701 |
| ECLASS 9.0 | 27272701 |
| ECLASS 10.0 | 27272701 |
| ECLASS 11.0 | 27272701 |
| ECLASS 12.0 | 27272701 |
| ECLASS 13.0 | 27272701 |
| ECLASS 14.0 | 27272701 |
| ETIM 5.0 | EC001831 |
| ETIM 6.0 | EC001831 |
| ETIM 7.0 | EC001831 |
| ETIM 8.0 | EC001831 |
| ETIM 9.0 | EC001831 |

Dimensioned drawings

All dimensions in millimeters

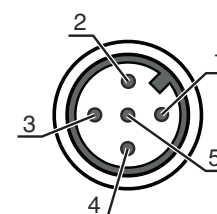


Electrical connection

Connection 1

| | |
|--------------------|-------------------|
| Function | Machine interface |
| Type of connection | Connector |
| Thread size | M12 |
| Type | Male |
| Material | Metal |
| No. of pins | 5 -pin |
| Encoding | A-coded |

| Pin | Pin assignment | Conductor color |
|-----|----------------|-----------------|
| 1 | AS-i+ | Brown |
| 2 | n.c. | White |
| 3 | AS-i- | Blue |
| 4 | n.c. | Black |
| 5 | n.c. | Gray |




Operation and display

LEDs per light axis

| LEDs per light axis | Meaning |
|-------------------------|-----------------------------|
| Green, continuous light | Transmitted beam active |
| Off | Transmitted beam not active |

Suitable receivers

| | Part no. | Designation | Article | Description |
|---|----------|---------------|--|---|
|  | 66533401 | MLD510-XR1/A | Single light beam safety device receiver | Response time: 30 ms Type of interface: AS-Interface Safety at Work Connection: Connector, M12, Metal, 5 -pin |
| | 66533402 | MLD510-XR1E/A | Single light beam safety device receiver | Special version: Connection socket for external muting indicator Response time: 30 ms Type of interface: AS-Interface Safety at Work Connection: Connector, M12, Metal, 5 -pin |

Part number code

Part designation: MLDxyy-zab/t

MLD Multiple light beam safety device

| | |
|-----------|---|
| x | Series 3: MLD 300 5: MLD 500 |
| yy | Function classes 00: transmitter 10: automatic restart 12: external testing 20: EDM/RES 30: muting 35: timing controlled 4-sensor muting |
| z | Device type T: transmitter R: receiver RT: transceiver xT: transmitter with high range xR: receiver for high range |
| a | Number of beams |
| b | Option L: integrated laser alignment aid (for transmitter/receiver) M: integrated status indicator (MLD 320, MLD 520) or integrated status and muting indicator (MLD 330, MLD 335, MLD 510/A, MLD 530, MLD 535) E: Connection socket for external muting indicator (AS-i models only) |
| /t | Safety-related switching outputs (OSSDs), connection technology -: transistor output, M12 plug A: Integrated AS-i interface, M12 plug, (safety bus system) |




Note




↪ A list with all available device types can be found on the Leuze website at www.leuze.com.

Accessories



Connection technology - Connection cables

| | Part no. | Designation | Article | Description |
|---|----------|--------------------|------------------|---|
|  | 50133859 | KD S-M12-5A-P1-020 | Connection cable | Connection 1: Connector, M12, Axial, Female, A-coded, 5 -pin Connector, LED: No Connection 2: Open end Shielded: Yes Cable length: 2.000 mm Sheathing material: PUR |
|  | 50137014 | KD S-M12-5A-P1-150 | Connection cable | Connection 1: Connector, M12, Axial, Female, A-coded, 5 -pin Connector, LED: No Connection 2: Open end Shielded: Yes Cable length: 15.000 mm Sheathing material: PUR |
|  | 50136146 | KD S-M12-5A-P1-250 | Connection cable | Connection 1: Connector, M12, Axial, Female, A-coded, 5 -pin Connector, LED: No Connection 2: Open end Shielded: Yes Cable length: 25.000 mm Sheathing material: PUR |

Muting - Mounting systems



| | Part no. | Designation | Article | Description |
|---|----------|-------------|----------------------|---|
|  | 424421 | BT-SB10 | Mounting bracket set | Design of mounting device: Mounting clamp Fastening, at system: Through-hole mounting Mounting bracket, at device: Clampable Type of mounting device: Swiveling Swivel range: -8 ... 8 ° Material: Metal |

Alignment aids

| | Part no. | Designation | Article | Description |
|---|----------|-------------|---------------|---|
|  | 520023 | LA-78M | Alignment aid | Light source: Laser, Red Housing material: Metal |
|  | 520024 | LA-78M-UDC | Alignment aid | Light source: Laser, Red Housing material: Metal |

Accessories

Services

| | Part no. | Designation | Article | Description |
|--|----------|-------------|-------------------|--|
|  | S981050 | CS40-I-140 | Safety inspection | Details: Checking of a safety light barrier application in accordance with current standards and guidelines. Inclusion of the device and machine data in a database, production of a test log per application. Conditions: It must be possible to stop the machine, support provided by customer's employees and access to the machine for Leuze employees must be ensured. |
|  | S981046 | CS40-S-140 | Start-up support | Details: For safety devices including stopping time measurement and initial inspection. Conditions: Devices and connection cables are already mounted, price not including travel costs and, if applicable, accommodation expenses. |

Note



A list with all available accessories can be found on the Leuze website in the Download tab of the article detailed page.