

Technical data sheet

Safety sensor/receiver set

Part no.: 426599

MLD510-XR3L-UDC-1140-S2

Contents


- Set consists of
- Technical data
- Suitable transmitters
- Accessories



For illustration purposes only



Set consists of

	Quantity	Part no.	Designation	Article	Description
	1	66536600	MLD510-XR3L	Multiple light beam safety device receiver	Special version: Reflective element for laser alignment aid Number of beams: 3 Piece(s) Beam spacing: 400 mm Response time: 25 ms Connection: Connector, M12, Metal, 5 -pin
	1	549879	UDC-1140-S2	Device column	Functions: Adjustable, 3 directions, Mounting and protection of light curtains and multiple light beam devices Column height without foot: 1,140 mm

Technical data

Basic data

Series	MLD-UDC
Device type	Receiver

Special version

Special version	Reflective element for laser alignment aid
-----------------	--

Functions

Functions	Automatic restart
Reflective element for laser alignment aid	Yes
Integrated muting indicator	No
Integrated status indicator	No

Characteristic parameters

Type	4, IEC/EN 61496
SIL	3, IEC 61508
SILCL	3, IEC/EN 62061
Performance Level (PL)	e, EN ISO 13849-1
PFH _D	6.6E-09 per hour
Mission time T _M	20 years, EN ISO 13849-1
Category	4, EN ISO 13849

Optical data

Number of beams	3 Piece(s)
Beam spacing	400 mm

Mechanical data


Net weight	8,194 g
With device column	Yes
Column height without foot	1,140 mm

Certifications

Classification




Customs tariff number	85365019
ECLASS 5.1.4	27272703
ECLASS 8.0	27272703
ECLASS 9.0	27272703
ECLASS 10.0	27272703
ECLASS 12.0	27272703
ECLASS 13.0	27272703
ECLASS 14.0	27272703
ECLASS 15.0	27272703
ECLASS 16.0	27272703
ETIM 5.0	EC001832
ETIM 6.0	EC001832
ETIM 7.0	EC001832
ETIM 8.0	EC001832
ETIM 9.0	EC001832
ETIM 10.0	EC001832
UNSPSC 26.08	32151804

Suitable transmitters

	Part no.	Designation	Article	Description
	426598	MLD500-XT3L-UDC-1140-S2	Safety sensor/transmitter set	Special version: Integrated laser alignment aid Operating range: 20 ... 70 m Number of beams: 3 Piece(s) Beam spacing: 400 mm

Accessories

Connection technology - Connection cables

	Part no.	Designation	Article	Description
  	50133860	KD S-M12-5A-P1-050	Connection cable	Application: Oil and lubricant resistant Connection 1: Connector, M12, Axial, Female, A-coded, 5 -pin Connector, LED: No Connection 2: Open end Shielded: Yes Cable length: 5,000 mm Sheathing material: PUR

Note



A list with all available accessories can be found on the Leuze website in the Download tab of the article detailed page.