

## Technical data sheet

### Fork photoelectric sensor

Part no.: 50115803  
GS 754B/C4-27-S12

#### Contents

- Technical data
- Dimensioned drawings
- Electrical connection
- Operation and display
- Notes
- Accessories



Figure can vary



## Technical data

### Basic data

Series	754
--------	-----

### Special version

Special version	Teach input
-----------------	-------------

### Optical data

Measurement field length	25 mm
Light source	LED, Infrared

### Measurement data

System resolution	a: 0.1 mm (mode 1 ... 5)
	b: 0.014 mm (Mode 7)

### Electrical data

Protective circuit	Overvoltage protection
	Polarity reversal protection
	Short circuit protected

### Performance data

Supply voltage $U_B$	18 ... 30 V, DC
----------------------	-----------------

### Outputs

#### Analog outputs

Type	Analog output
Current	or 0 ... 20 mA, depending on adjustable output mode, factory setting: 0 ... 20 mA

#### Analog output 1

Type	Current
------	---------

### Inputs/outputs selectable

#### Input/output 1

Function	Switching output / teach input switchable
----------	---

### Connection

#### Connection 1

Type of connection	Connector
Thread size	M12
Material	Metal
No. of pins	5 -pin

### Mechanical data

Mouth width	27 mm
Mouth depth	42 mm
Dimension (W x H x L)	19.4 mm x 82.1 mm x 91 mm
Housing material	Metal
Metal housing	Diecast zinc
Lens cover material	Plastic / PMMA
Net weight	270 g

### Operation and display

Type of configuration	Software
-----------------------	----------

### Environmental data

Ambient temperature, operation	-20 ... 50 °C
Ambient temperature, storage	-30 ... 70 °C

### Certifications

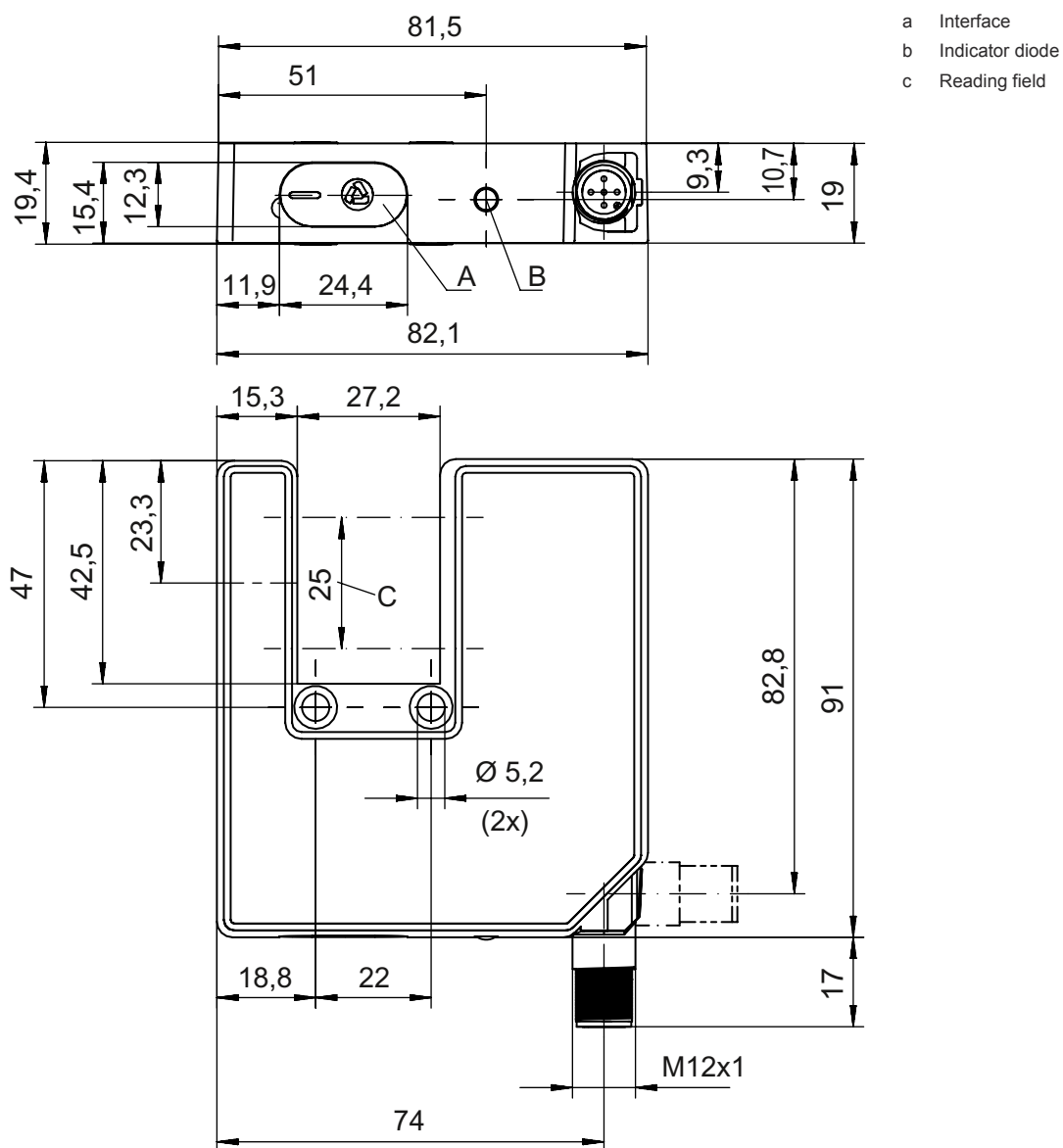
Degree of protection	IP 67
Protection class	III
Certifications	c UL US
Standards applied	IEC 60947-5-2

### Classification

Customs tariff number	85365019
ECLASS 5.1.4	27270909
ECLASS 8.0	27270909
ECLASS 9.0	27270909
ECLASS 10.0	27270909
ECLASS 11.0	27270909
ECLASS 12.0	27270909
ECLASS 13.0	27270909
ETIM 5.0	EC002720
ETIM 6.0	EC002720
ETIM 7.0	EC002720
ETIM 8.0	EC002720

# Dimensioned drawings

All dimensions in millimeters



- a Interface
- b Indicator diode
- c Reading field

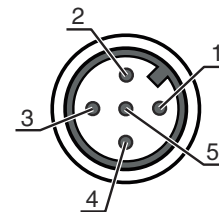
## Electrical connection

### Connection 1

Function	Signal OUT
	Voltage supply
Type of connection	Connector
Thread size	M12
Type	Male
Material	Metal
No. of pins	5 -pin
Encoding	A-coded

## Electrical connection

Pin	Pin assignment	Conductor color
1	18 ... 30 V DC +	Brown
2	I/O 1	White
3	GND	Blue
4	Analog output	Black
5	FE	Shield



## Operation and display

LED	Display	Meaning
1	Green, continuous light	Ready
	Green, flashing	Fault

## Notes




**Observe intended use!**



- ⚡ This product is not a safety sensor and is not intended as personnel protection.
- ⚡ The product may only be put into operation by competent persons.
- ⚡ Only use the product in accordance with its intended use.

## Accessories

### Connection technology - Connection cables

	Part no.	Designation	Article	Description
	50132079	KD U-M12-5A-V1-050	Connection cable	Connection 1: Connector, M12, Axial, Female, A-coded, 5 -pin Connector, LED: No Connection 2: Open end Shielded: No Cable length: 5.000 mm Sheathing material: PVC

#### Note



- ⚡ A list with all available accessories can be found on the Leuze website in the Download tab of the article detailed page.