

## Technical data sheet

### Modular connection unit

Part no.: 50112892

### MA 208i Ethernet Gateway

#### Contents

- Technical data
- Electrical connection
- Operation and display
- Accessories



For illustration purposes only



Ethernet

## Technical data

### Basic data

<b>Series</b>	MA 2xxi
<b>Suitable for</b>	BCL 2x series bar code readers
	BCL 8 series bar code readers
	BPS 8 series bar code positioning system
	FIS series mobile 2D-code readers
	HFxx series mobile RFID read/write systems
	HS 65x8
	IT 1900g series mobile 2D-code readers
	IT 1902g series mobile 2D-code readers
	IT 1910 series mobile 2D-code readers
	IT 1911i series mobile 2D-code readers
	LSIS 222 series stationary 2D-code readers
	RFI
	RFM

### Electrical data

<b>Performance data</b>	
<b>Supply voltage U<sub>B</sub></b>	18 ... 30 V, DC
<b>Current consumption, max.</b>	300 mA

### Interface

<b>Type</b>	RS 232, Ethernet
<b>Ethernet</b>	
<b>Address assignment</b>	DHCP
	Manual address assignment
<b>Transmission speed</b>	100 Mbit/s
<b>Switch functionality</b>	Integrated
<b>Transmission protocol</b>	TCP/IP, UDP

### Connection

<b>Number of connections</b>	6 Piece(s)
<b>Connection 1</b>	
<b>Function</b>	Connection to device
<b>Type of connection</b>	Plug connector
<b>Connection 2</b>	
<b>Function</b>	BUS OUT
<b>Type of connection</b>	Connector
<b>Thread size</b>	M12
<b>Type</b>	Female
<b>Material</b>	Metal
<b>No. of pins</b>	4 -pin
<b>Encoding</b>	D-coded
<b>Connection 3</b>	
<b>Function</b>	BUS IN
<b>Type of connection</b>	Connector
<b>Thread size</b>	M12
<b>Type</b>	Female
<b>Material</b>	Metal
<b>No. of pins</b>	4 -pin
<b>Encoding</b>	D-coded

### Connection 4

<b>Function</b>	Voltage supply
<b>Type of connection</b>	Connector
<b>Thread size</b>	M12
<b>Type</b>	Female
<b>Material</b>	Metal
<b>No. of pins</b>	5 -pin
<b>Encoding</b>	A-coded

### Connection 5

<b>Function</b>	Voltage supply
<b>Type of connection</b>	Connector
<b>Thread size</b>	M12
<b>Type</b>	Male
<b>Material</b>	Metal
<b>No. of pins</b>	5 -pin
<b>Encoding</b>	A-coded

### Connection 6

<b>Function</b>	Service interface
<b>Type of connection</b>	Sub-D
<b>No. of pins</b>	9 -pin

### Mechanical data

<b>Design</b>	Cubic
<b>Dimension (W x H x L)</b>	107 mm x 40 mm x 180 mm
<b>Housing material</b>	Metal
<b>Net weight</b>	700 g
<b>Housing color</b>	Red, RAL 3000
<b>Type of fastening</b>	Through-hole mounting

### Operation and display

<b>Type of display</b>	LED
<b>Number of LEDs</b>	4 Piece(s)

### Environmental data

<b>Ambient temperature, operation</b>	-30 ... 55 °C
<b>Ambient temperature, storage</b>	-20 ... 60 °C
<b>Relative humidity (non-condensing)</b>	5 ... 90 %

### Certifications

<b>Degree of protection</b>	IP 65
<b>Approvals</b>	c UL US

## Technical data

Customs tariff number	85176200
ECLASS 5.1.4	27069190
ECLASS 8.0	27069190
ECLASS 9.0	27069190
ECLASS 10.0	27069190
ECLASS 11.0	27069090
ECLASS 12.0	27069090
ECLASS 13.0	27069090
ECLASS 14.0	27069090
ECLASS 15.0	27069090
ETIM 5.0	EC001855
ETIM 6.0	EC001855
ETIM 7.0	EC001855
ETIM 8.0	EC001855
ETIM 9.0	EC001855
ETIM 10.0	EC001855

## Electrical connection

### Connection 1

### Leuze device

Function	Connection to device
Type of connection	Plug connector
No. of pins	10 pins -pin 12 pins -pin 6 pins -pin

### Connection 2

### BUS OUT

Function	BUS OUT
Type of connection	Connector
Thread size	M12
Type	Female
Material	Metal
No. of pins	4 -pin
Encoding	D-coded

### Pin Pin assignment

1	TD+
2	RD+
3	TD-
4	RD-

### Connection 3

### BUS IN

Function	BUS IN
Type of connection	Connector
Thread size	M12
Type	Female
Material	Metal
No. of pins	4 -pin
Encoding	D-coded

## Electrical connection

Pin	Pin assignment
1	TD+
2	RD+
3	TD-
4	RD-

Connection 4	PWR
Function	Voltage supply
Type of connection	Connector
Thread size	M12
Type	Female
Material	Metal
No. of pins	5 -pin
Encoding	A-coded

Pin	Pin assignment
1	VCC
2	SWIO 1
3	GND
4	SWIO 2
5	FE

Connection 5	PWR
Function	Voltage supply
Type of connection	Connector
Thread size	M12
Type	Male
Material	Metal
No. of pins	5 -pin
Encoding	A-coded

Pin	Pin assignment
1	V_IN
2	SWIO 2
3	GND
4	SWIO 1
5	FE

Connection 6	SERVICE
Function	Service interface
Type of connection	Sub-D
No. of pins	9 -pin
Type	Male

# Electrical connection



Pin	Pin assignment
1	n.c.
2	RxD Service
3	TXD service
4	n.c.
5	GND
6	n.c.
7	n.c.
8	n.c.
9	n.c.

## Operation and display

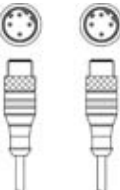
LED	Display	Meaning
1	Green, continuous light	BUS OK
	Red, continuous light	Bus error
2	Green, continuous light	Operational readiness
	Red, continuous light	Device error
3	Green, continuous light	BUS OK
	Yellow, flashing	Data transmission active
4	Green, continuous light	BUS OK
	Yellow, flashing	Data transmission active

## Accessories

### Connection technology - Connection cables

	Part no.	Designation	Article	Description
	50132079	KD U-M12-5A-V1-050	Connection cable	Connection 1: Connector, M12, Axial, Female, A-coded, 5 -pin Connector, LED: No Connection 2: Open end Shielded: No Cable length: 5.000 mm Sheathing material: PVC
	50135074	KS ET-M12-4A-P7-050	Connection cable	Suitable for interface: Ethernet Connection 1: Connector, M12, Axial, Male, D-coded, 4 -pin Connector, LED: No Connection 2: Open end Shielded: Yes Cable length: 5.000 mm Sheathing material: PUR

### Connection technology - Interconnection cables

	Part no.	Designation	Article	Description
	50137078	KSS ET-M12-4A-M12-4A-P7-050	Interconnection cable	Suitable for interface: Ethernet Connection 1: Connector, M12, Axial, Male, D-coded, 4 -pin Connection 2: Connector, M12, Axial, Male, D-coded, 4 -pin Shielded: Yes Cable length: 5,000 mm Sheathing material: PUR

## Accessories

### Note



A list with all available accessories can be found on the Leuze website in the Download tab of the article detailed page.